



Digital Health Ecosystem Key Trends

Europe

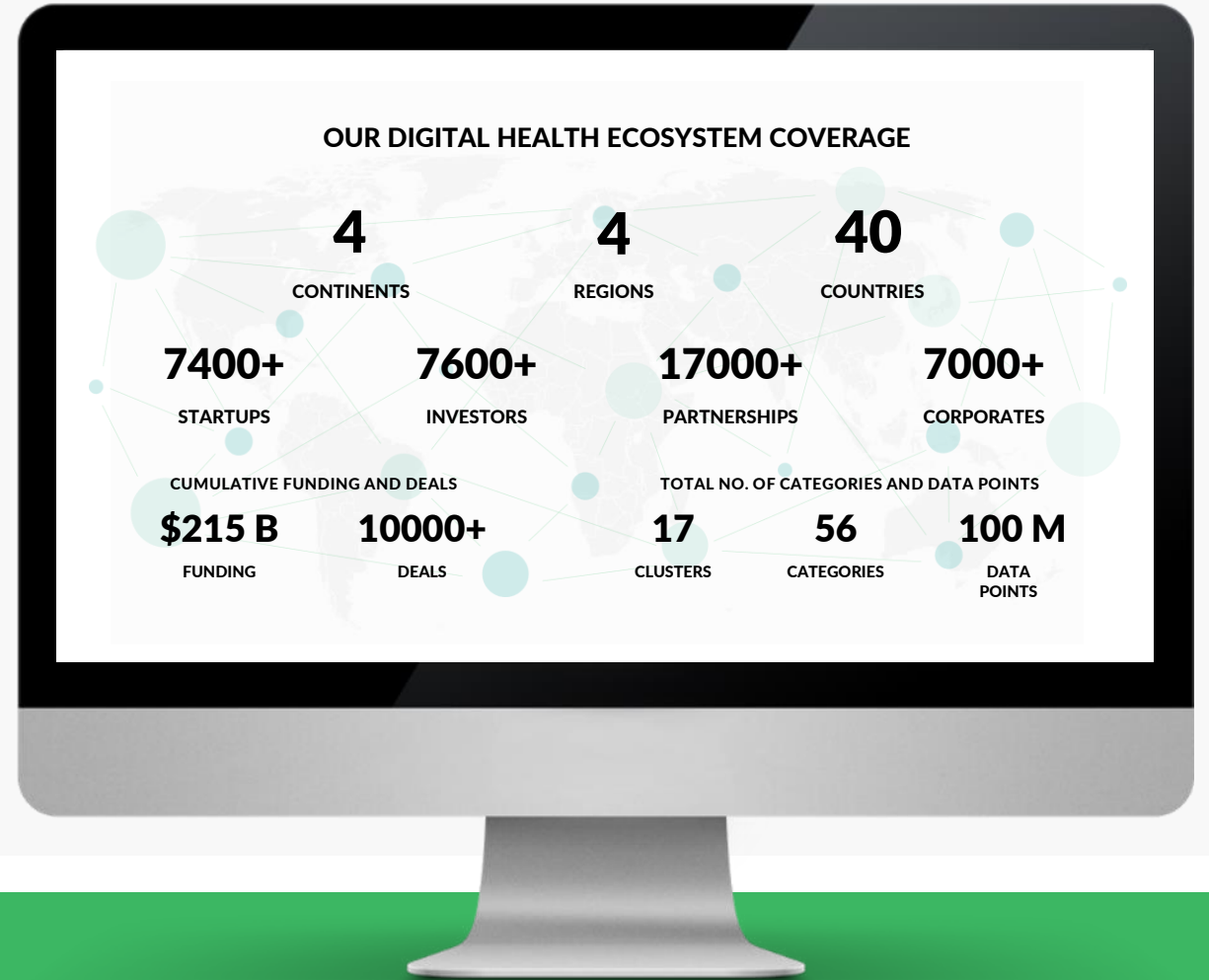
H1 2021 Report

Investment Trends • Pipeline Maturity • Category Focus
Therapeutic Focus • Noteworthy Deals • Partnerships and Investors





In our fast-changing environment, we are driven to empower the world's leading companies & investors to unleash the value of the digital health ecosystem to deliver better outcomes for businesses, customers & society.



Tailored Innovation Solutions

Our solutions have been road-tested across numerous successful projects. Powered by our deep industry insights, we offer clients a full suite of tailored HealthTech innovation programmes.

Digital Health 360 delivers access to the world's most up-to-date and comprehensive digital health intelligence.

Innovation Playbook gives corporates a strategic view of HealthTech, including market-level reviews, competitive benchmarking and partnership development to strengthen the innovation funnel.

Innovation Xplorer our annual membership, gives corporates the business intelligence & research, scouting, benchmarking, and events to build HealthTech capabilities across the entire organisation.

Accelerator Programme fast tracks the corporate Digital Health journey from venture selection and prototyping into successful execution scaling.

[Talk to us](#)



“

Probably the industry's most comprehensive and accurate ecosystem reports

”

Key Insights

- The digital health ecosystem globally is experiencing an **unprecedented surge** in an effort to fulfil the promise of the growing benefits of digital health solutions. Across the globe, digital health captured a record-breaking US\$21.8B in venture capital funding in the first half of 2021, which excludes all M&A and IPO activities, up 2.2x from H1 2020.
- The European Digital Health ecosystem closed the strongest half-year on record with **\$2.41B in venture capital funding, 2.6x higher as compared to H1 2020**. The incredible surge in funding was driven by 8 mega deals in growth and late funding stages.
- European ventures outperformed all other global regions with **17 ventures attaining regulatory approvals** during the first half of 2021. This is influenced by the strength in Europe on ventures focused on Research and Digital Therapeutics, the second and third largest clusters in the region.
- **Mental Health captured \$141M** of venture funding in 6 months, 1.4x the total amount of funding deployed to mental health ventures in 2020. For the first time, more than 20% of the deal volume was deployed to growth-stage ventures.

Galen Growth is very pleased to share with you our H1 2021 Europe Digital Health Ecosystem report: the deep dive, go-to-reference reportage on key digital health ecosystems across the region.

In this report, we focus on the venture funding key trends, noteworthy deals, exits, partnerships and investors as well as deep dive into four key focus areas for the region in H1 2021. The report includes the European Digital Health ecosystem key markets: Germany, France, the United Kingdom, Switzerland, Sweden, Finland and Denmark .

With unmatched, unparalleled and indispensable coverage of the global digital health ecosystems, this report is powered by HealthTech Alpha, a Galen Growth proprietary solution, and the world's leading on-demand digital health intelligence platform.

Contents

Ecosystem Insights	6
Investment Trends	15
Cluster Focus	18
Therapeutic Focus	24
Deep Dive	26
Noteworthy	39
Key Information	44
About Galen Growth	48

Europe

Ecosystem Insights



IN THE FIRST HALF OF 2021

\$2.41B

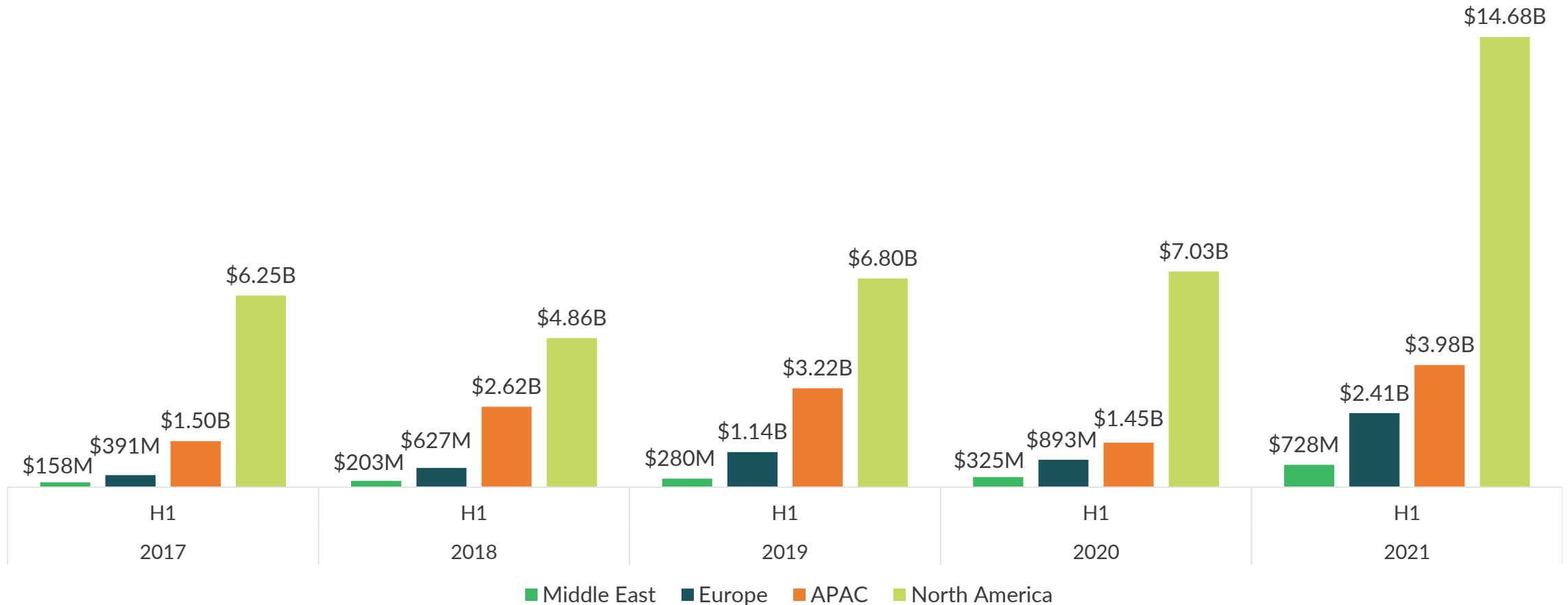
OF TOTAL FUNDING WERE DEPLOYED ACROSS

73 DEALS

IN EUROPE

Global Funding Across Regions

In H1 2021, cumulative digital health venture funding across Europe key markets, APAC, the Middle East and North America closed at \$21.8B, up 2.2x compared to H1 2020. Europe represented 11.1% of the funding invested across four regions.

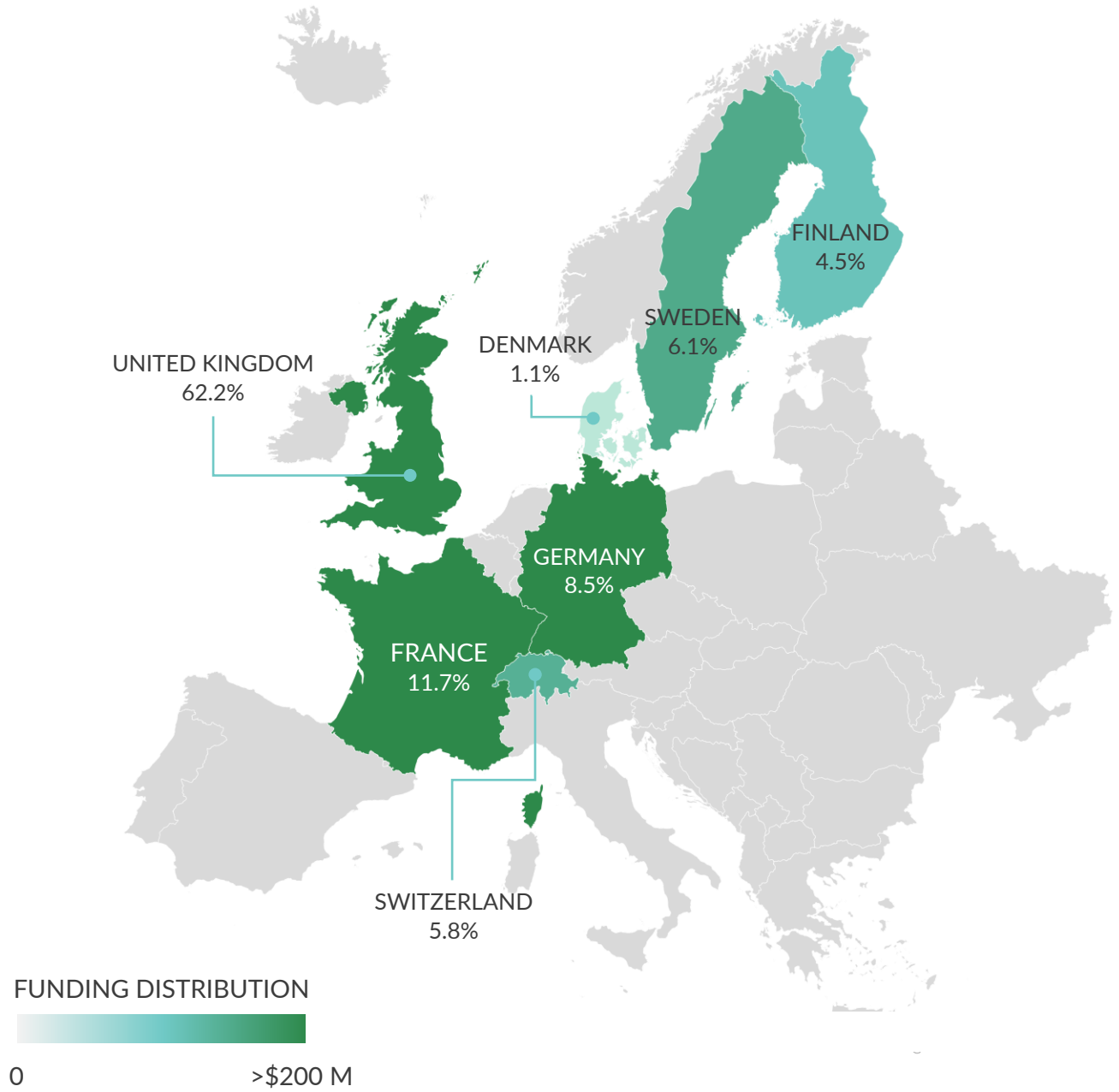


EUROPE: ECOSYSTEM INSIGHTS

H1 2021 Funding Distribution

Country	Total Funding
United Kingdom	\$1.50B ↗
France	\$282.6M ↗
Germany	\$205.5M ↗
Sweden	\$148.4M ↗
Switzerland	\$139.3M ↗
Finland	\$109.4M ↗
Denmark	\$26.9M ↗

↗ ↘ YoY Change

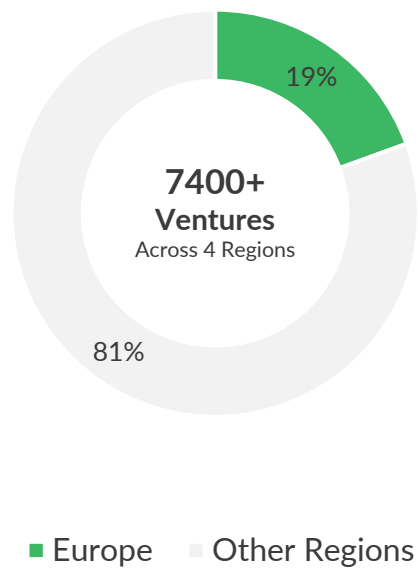


Note: percentages may not total 100 due to rounding

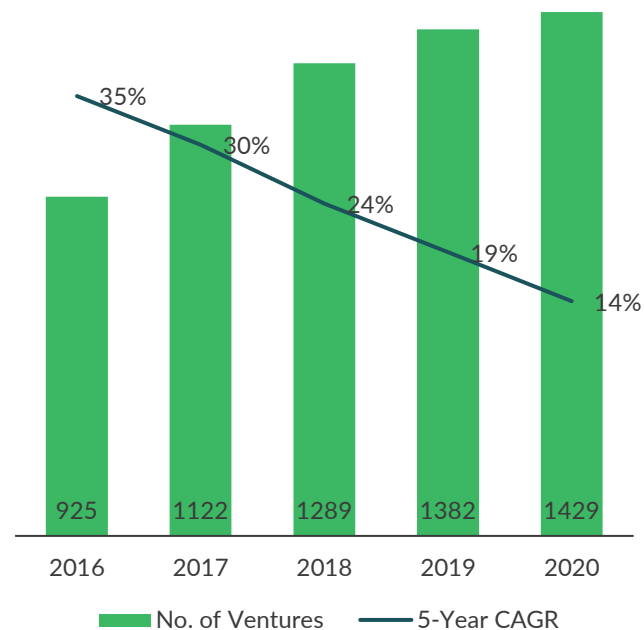
Ecosystem Overview

19% of global ventures are located in the key European markets, and since 2017, the number of ventures has grown 1.3x to reach 1436 ventures in H1 2021 (excluding ventures that have been acquired or issued an IPO). In the same timeframe, more than 10% of the ventures incorporated in or before 2016 have moved into a growth funding stages.

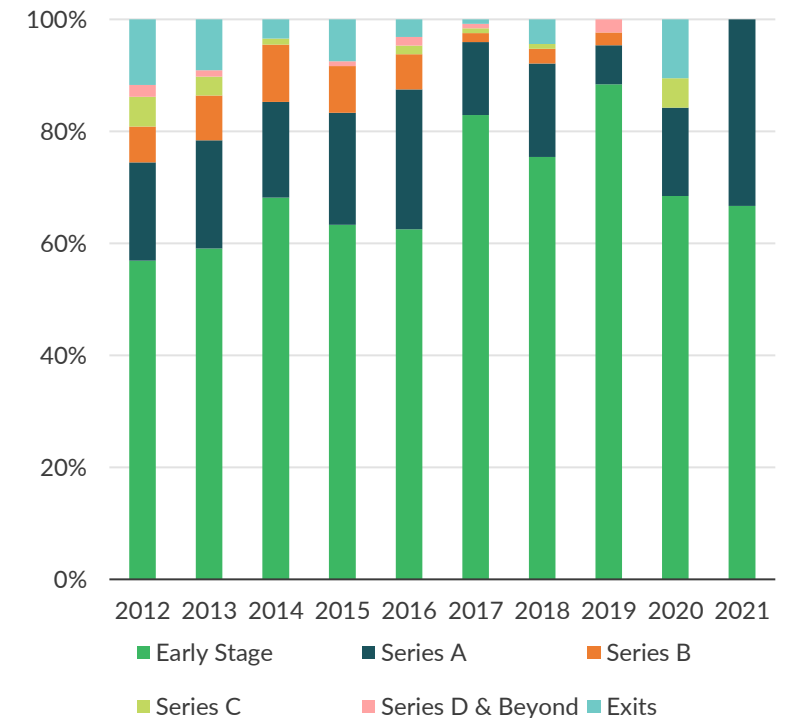
Global Proportion of Ventures



Cumulative No. of Ventures



Venture Distribution by Inc. Year and Stage

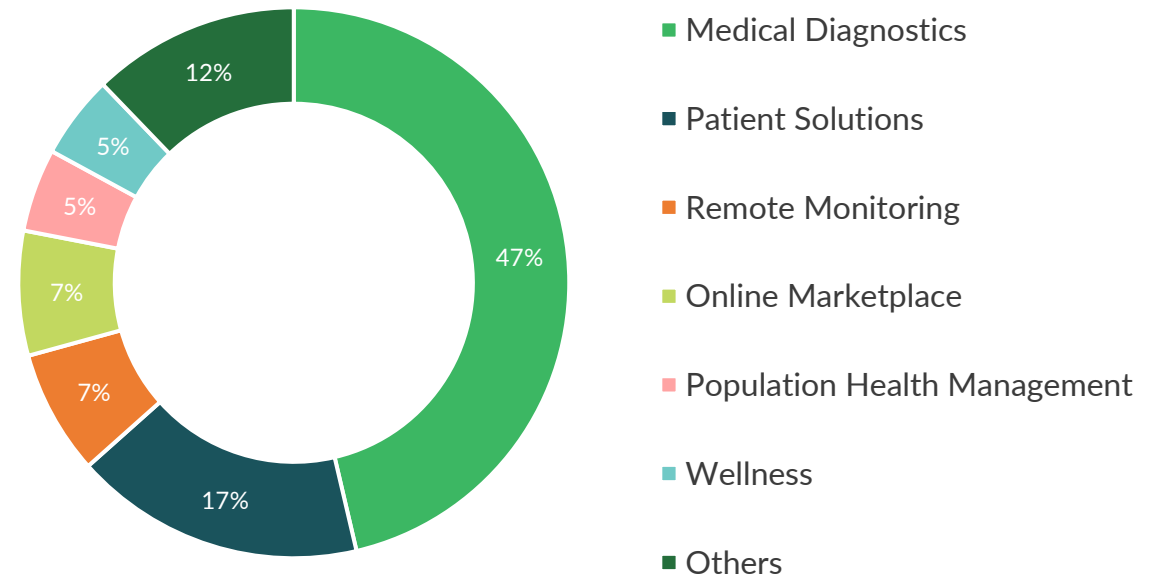


Global Context: Regulatory Overview

In the first half of 2021, 43 ventures received regulatory approvals globally, with 1 venture receiving approval in multiple regions. While not all digital health solutions require regulatory approval, the Medical Diagnostics cluster, which includes Medical Imaging, Diagnosis Tools, Genomics-related Diagnosis, and Liquid Biopsy, recorded the most approvals in the first half of the year.

Region	# of Ventures Receiving Regulatory Approvals in H1 2021
Asia Pacific	14
Europe	17
North America	13

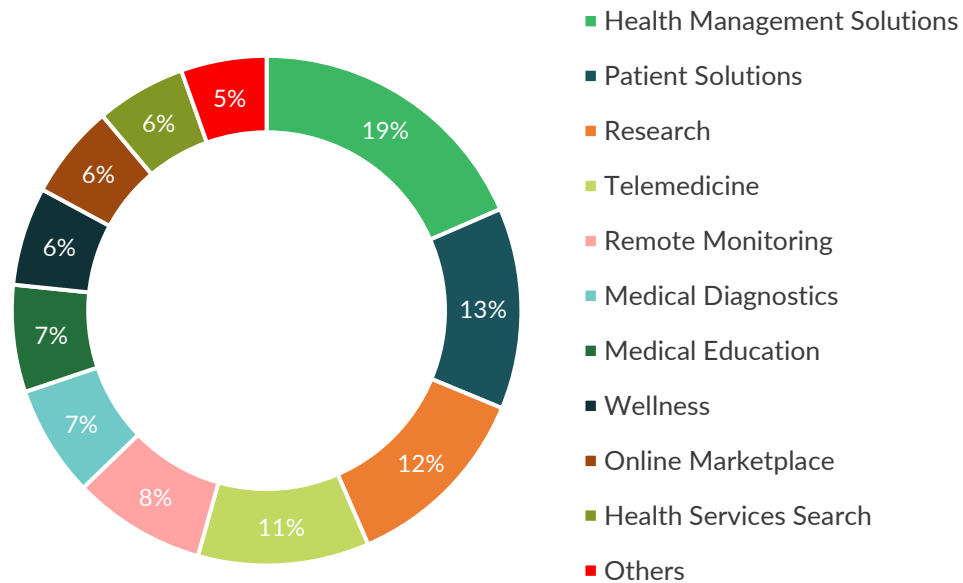
Venture Clusters Receiving Regulatory Approvals in H1 2021



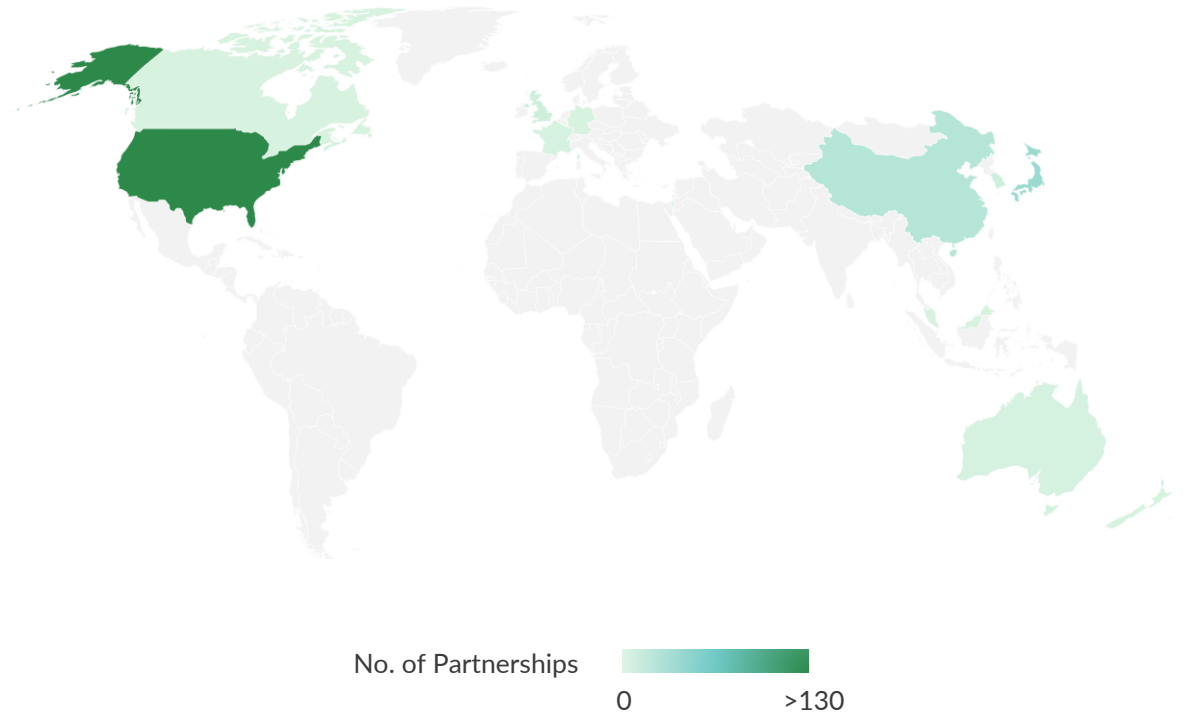
Global Context: Partnerships Overview

227 partnerships were announced globally in H1 2021 for Digital Health ventures. More than 50% of the partnerships involved ventures with solutions in Health Management Solutions, Patient Solutions, Research or Telemedicine.

Partnership Distribution by Cluster



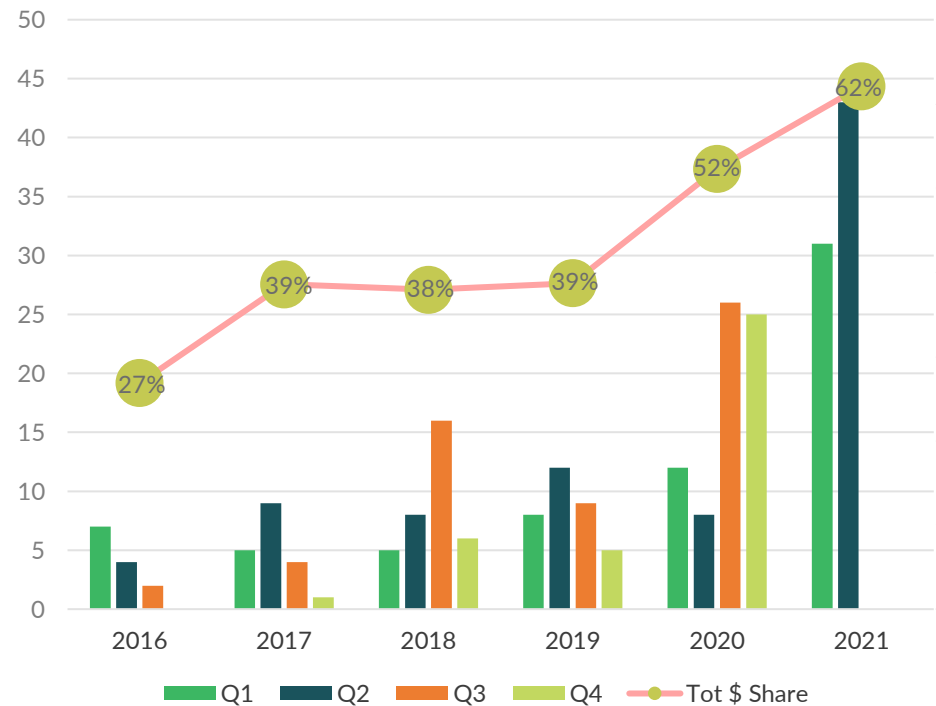
Partnership Distribution by Geography



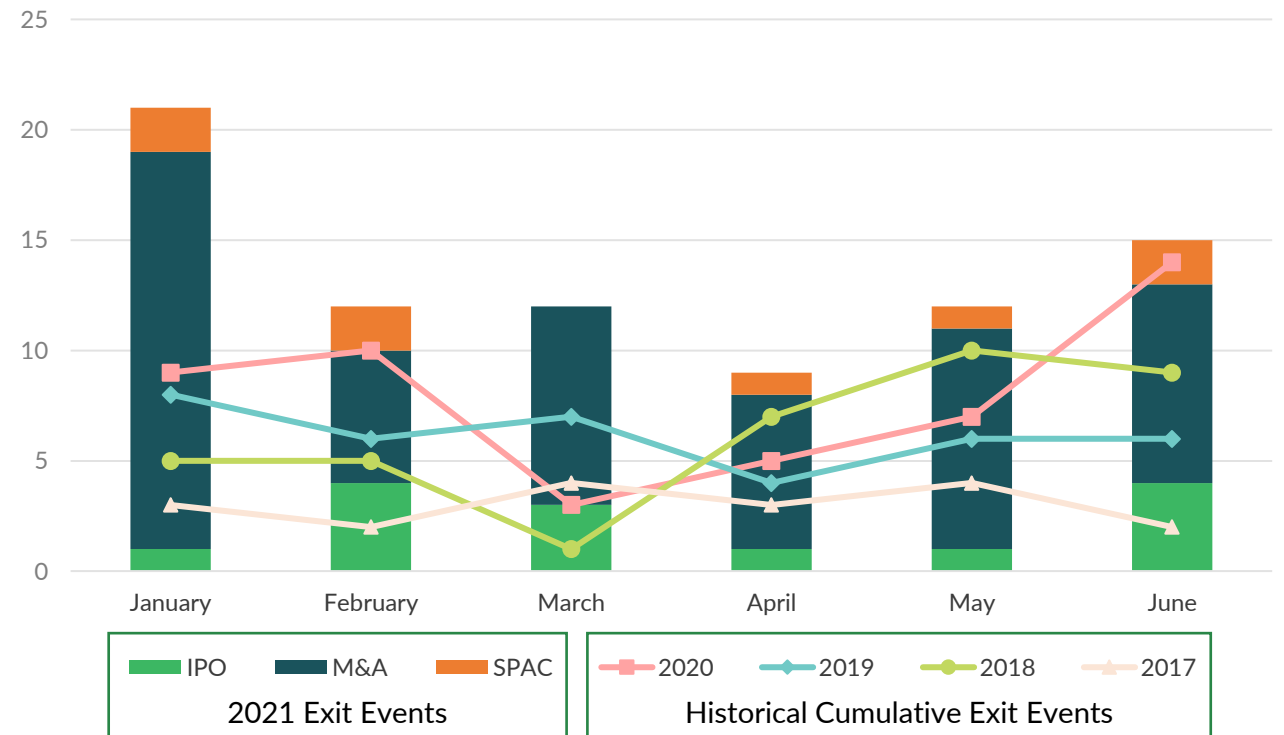
Global Context: Large Funding Events

2021 started with an unprecedented flurry of M&A activity in January, capped with several SPACs. The SPAC activity has continued throughout H1 along with an elevated volume of M&As and IPOs. Even more notable is that mega deals ($\geq \$100M$) in the first 2 quarters of 2021 have risen 2.6x over the Q1 2020 levels and 5.4x over the Q2 2020 levels, building on the mega-deal trend that started in Q3 2019.

Historical Volume of Mega Deals



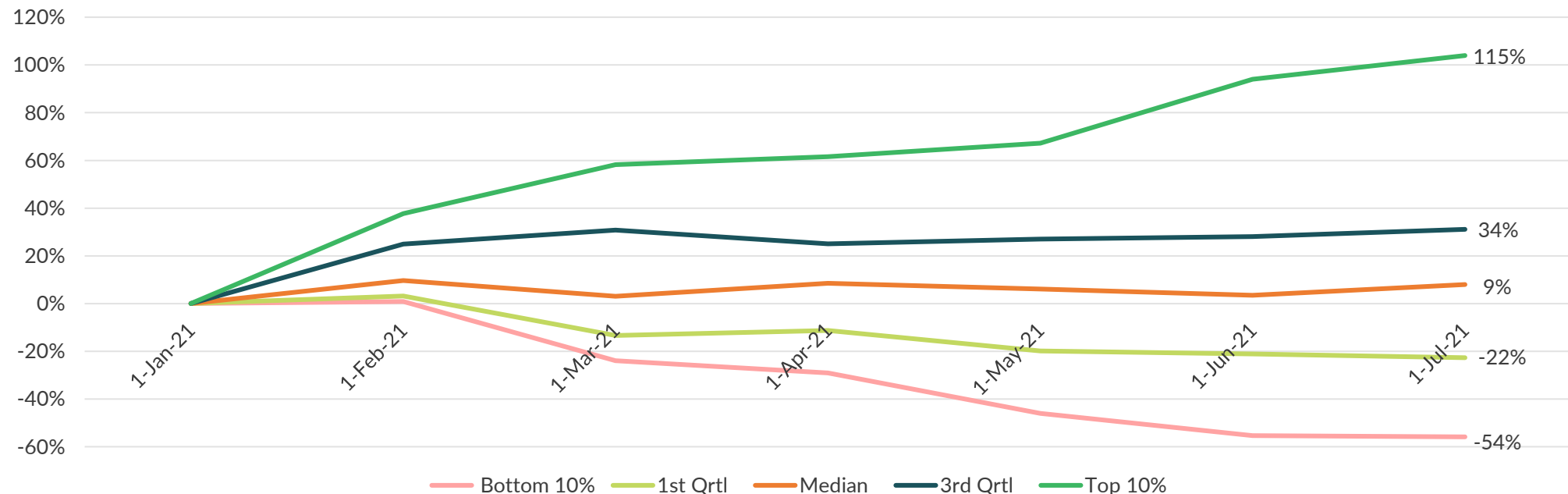
Volume of Investor Exits (IPO, M&A, SPAC)



Global Context: Public Digital Health Ventures

Despite the recent boom in Digital Health venture IPOs and SPACs in the first half of the year, the stock development of digital health demonstrates a massive difference between those which succeed and those which fail to deliver. The TOP10 venture stocks increased in value by more than 100% in the past 6 months, while the bottom 10% lost more than 50% of their market value.

[Senseonics](#), up more than 300% since January this year, represented the stock with largest gain, fueled primarily by retail investors. In total, 22 ventures went public in the first half of 2021, while a few more have announced their exit in the next few months, including [Babylon Health](#) that will list through a \$4.2 billion merger with Alkuri Global Acquisition Corp (SPAC) later this year.



Note: The analysis is based on 117 digital health stocks that went public after 2005

Europe

Investment Trends

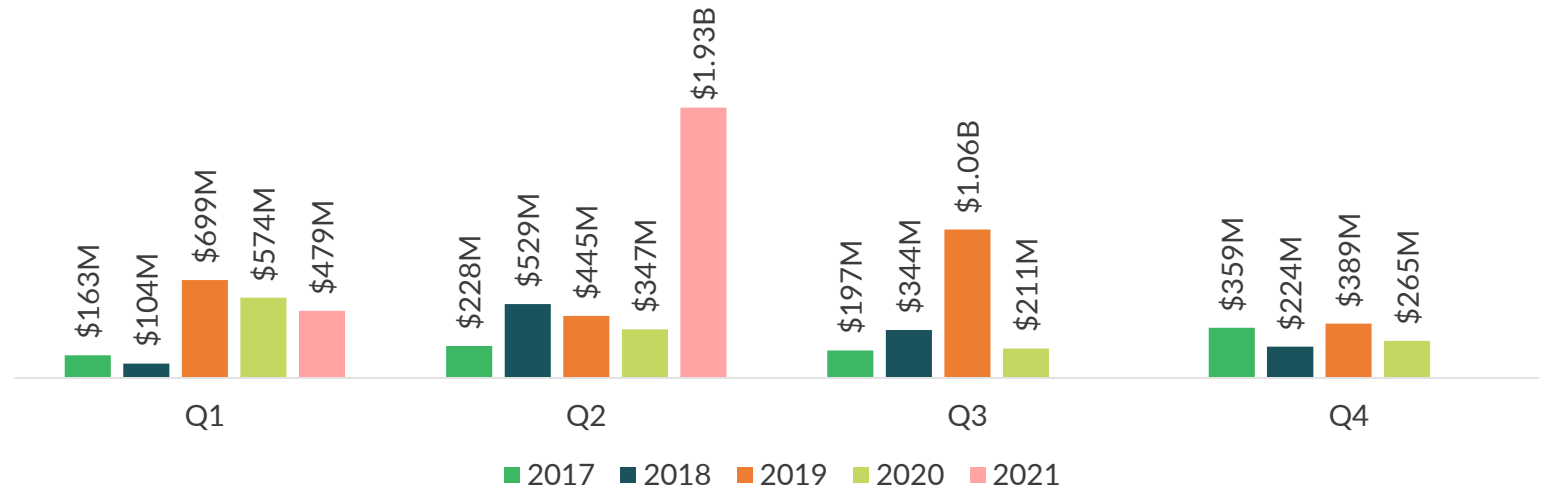


EUROPE: INVESTMENT TRENDS

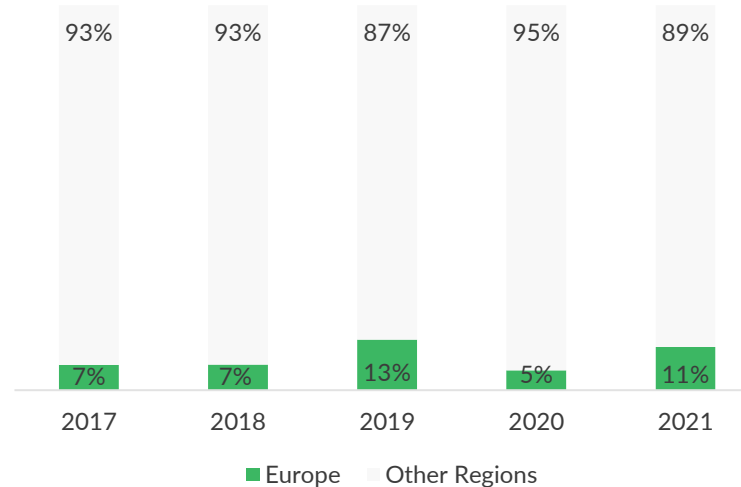
Digital Health Funding History

- Digital Health venture capital deployed in Europe exploded in Q2 2021 and closed at a record **\$2.46B for the first half of the year, up 2.6x YoY** compared to total funding of \$922M in H1 2020
- **Q2 2021 represented the highest deal value quarter** in history for Europe, up 5.6x YoY as compared to Q2 2020 and exceeding the previously highest quarter (Q3 2019) by 1.8x
- Total venture deal volume in Q2 2021 closed at 39 deals, resulting in the **average deal size jumping from \$16.5M in Q1 2021 to \$53.7M in Q2 2021**
- **8 Mega Deals (≥\$100M)** were closed in Europe in H1 2021, up 8x as compared to 1 mega deal in H1 2020

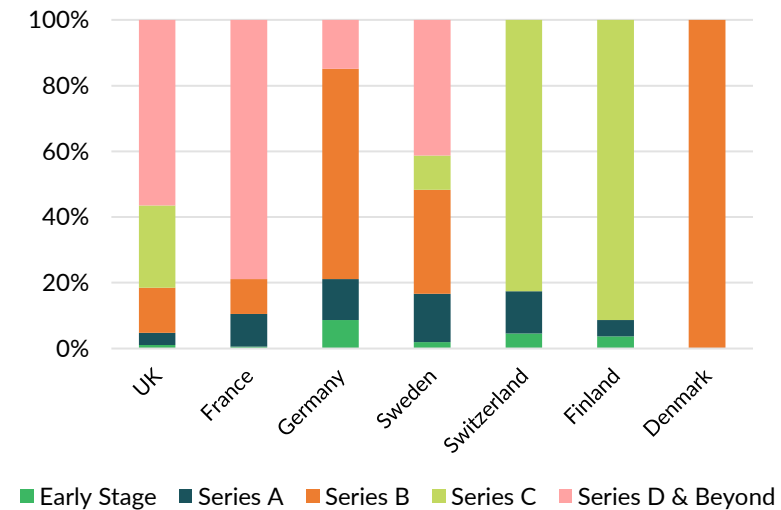
Cumulative Venture Capital Funding



Value Share of Europe in Global Digital Health Funding (2017 - H1 2021)

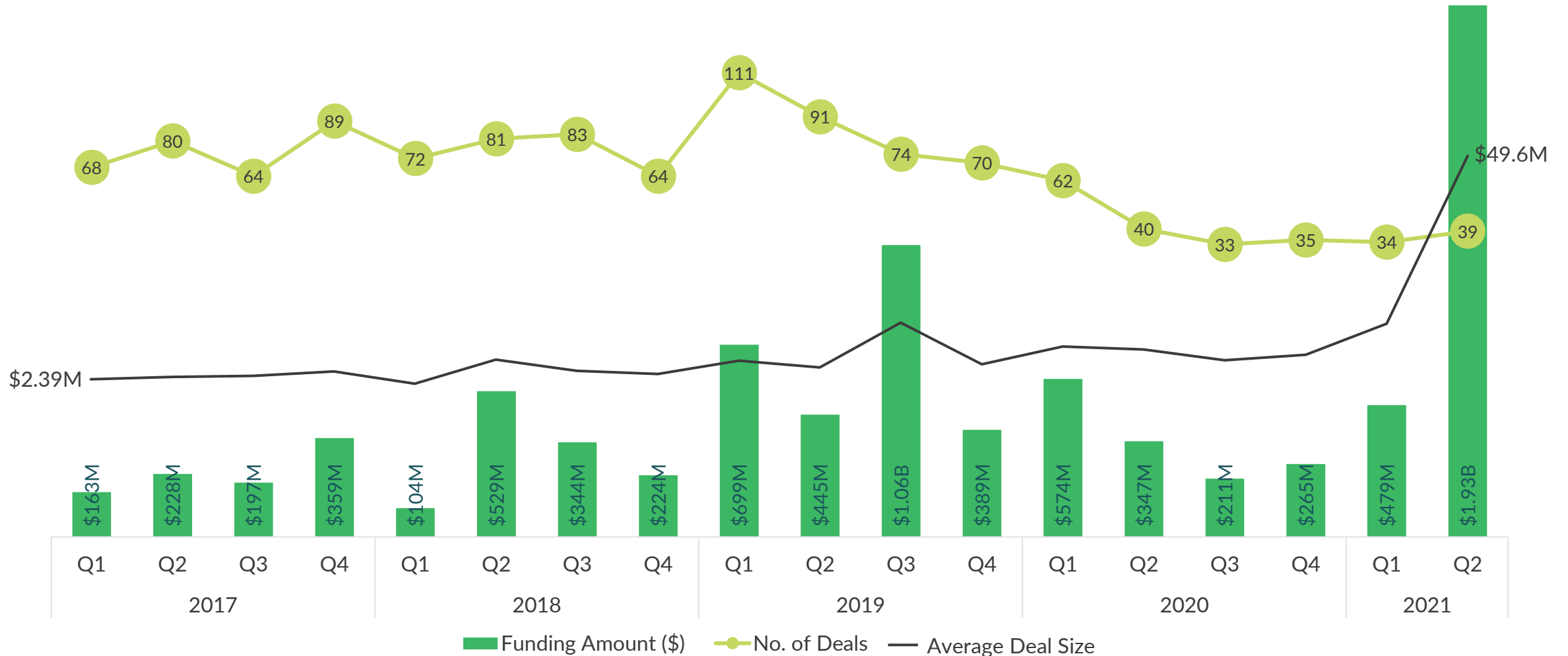


Venture Capital Deployed by Funding Stage and Country for H1 2021




EUROPE: INVESTMENT TRENDS

Quarter-on-Quarter Digital Health Funding



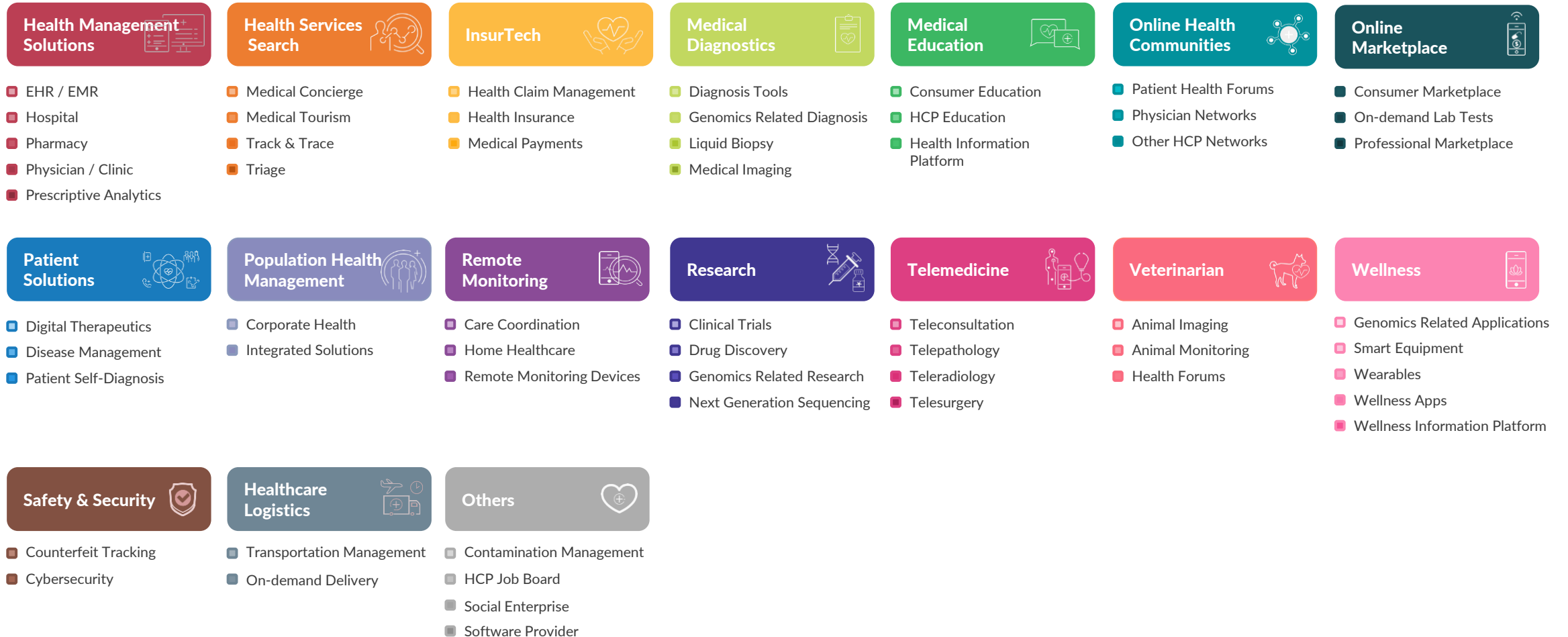
Europe

Cluster Focus



EUROPE: CLUSTER FOCUS

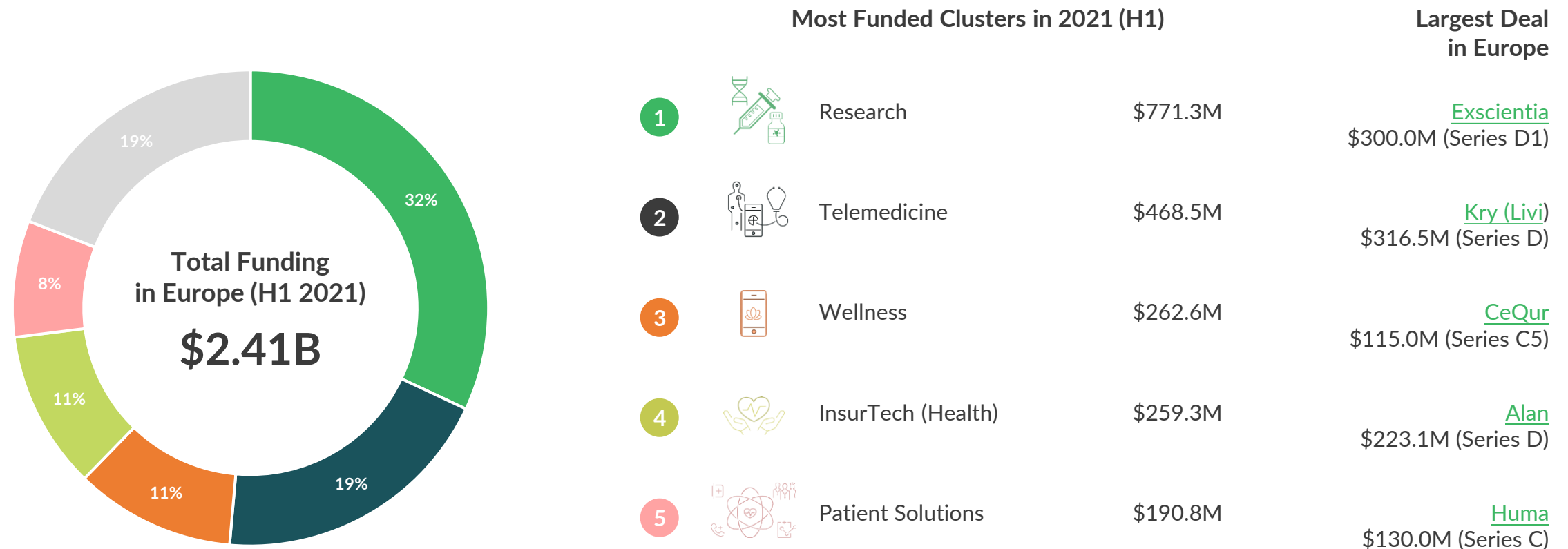
Our Digital Health Taxonomy



EUROPE: CLUSTER FOCUS

Most Funded Digital Health Clusters (By Value)

With \$1.95B invested, the 5 most funded Digital Health Clusters represented approximately 81% of the total funding raised in H1 2021 in Europe.



EUROPE: CLUSTER FOCUS

Venture Maturity in Key Clusters

Across the top key regions, venture maturity can be measured using the **Alpha Score**, which is Galen Growth's proprietary algorithm that considers the venture momentum, innovation, market and funding.

- With 241 ventures, **Wellness is the largest cluster**, with the highest volume of ventures achieving a maturity score of around 45. The average score for this cluster is 44.0.
- The Research cluster attracted the most funding in H1 2021, and it has the second-highest average maturity score of 49.3, behind **Telemedicine** which has the highest average maturity score of 49.5.
- It is notable that the Research cluster in Europe is not a single distribution around the average but has many ventures with an Alpha score exceeding 70, and many ventures at a score below 45. This indicates a **strong pipeline of young ventures** with growth potential.

Distribution of Ventures by Venture Maturity

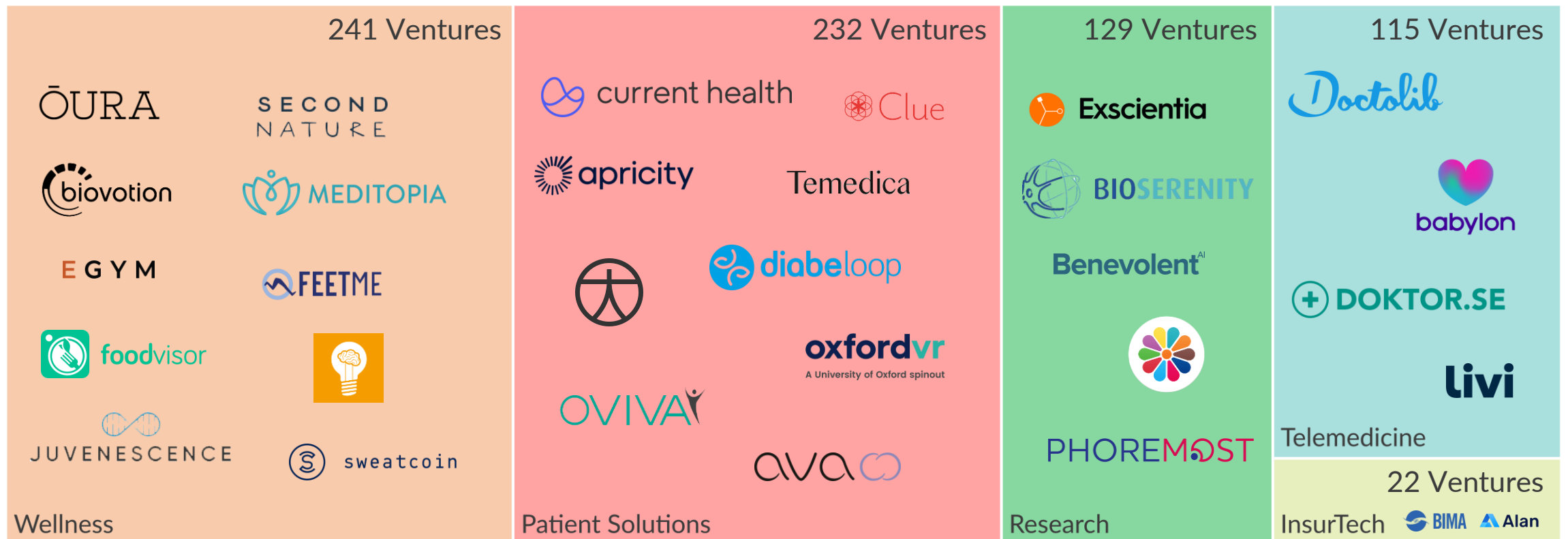


EUROPE: CLUSTER FOCUS

Top Ventures in Key Clusters

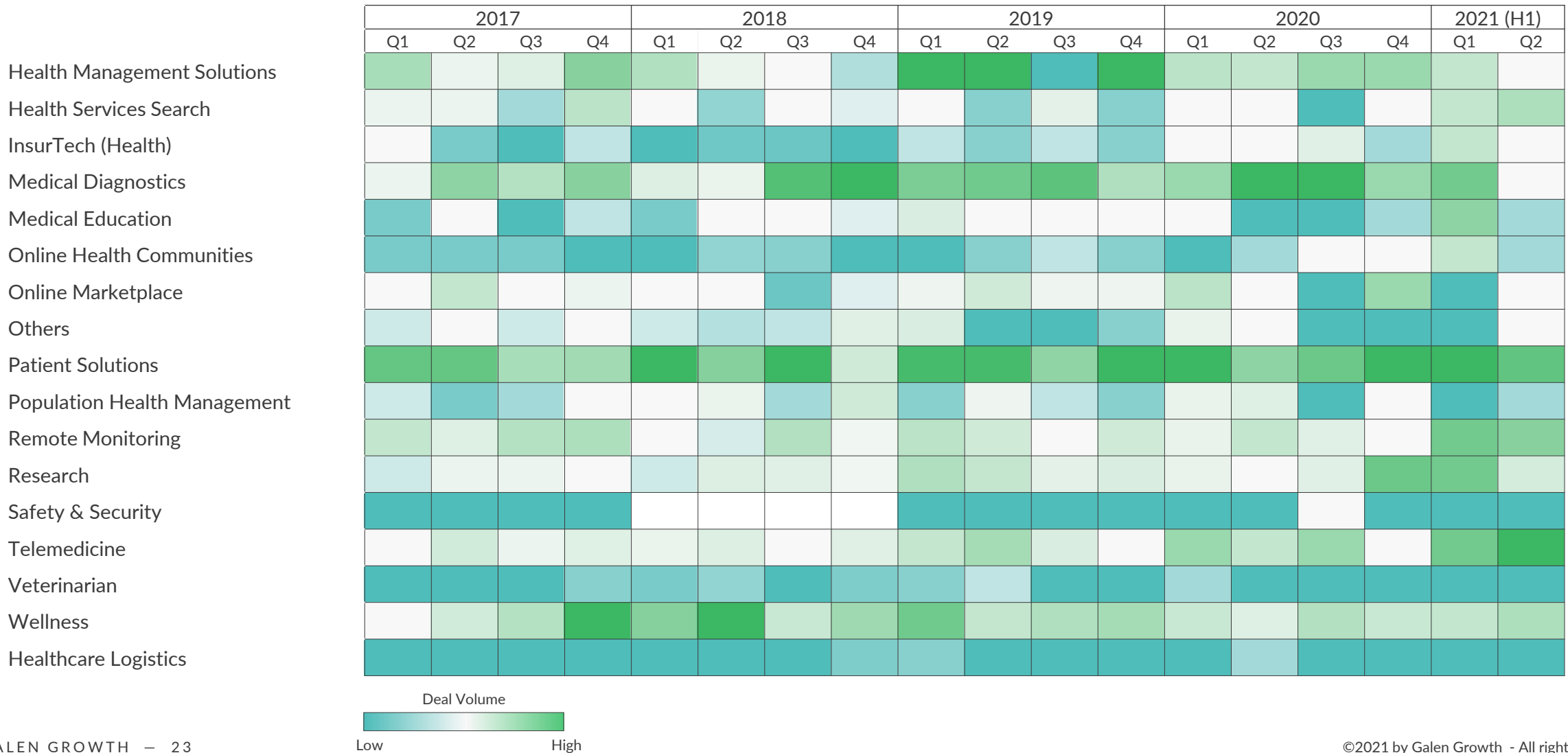
In Europe, the largest Digital Health cluster is Wellness, with 241 ventures. At \$262.6M of venture funding, Wellness captured the third-highest amount of funding in H1 2021, behind the Research and Telemedicine clusters.

Market Map of Key Clusters



EUROPE: CLUSTER FOCUS

Deal Volume Heatmap by Digital Health Cluster



Europe

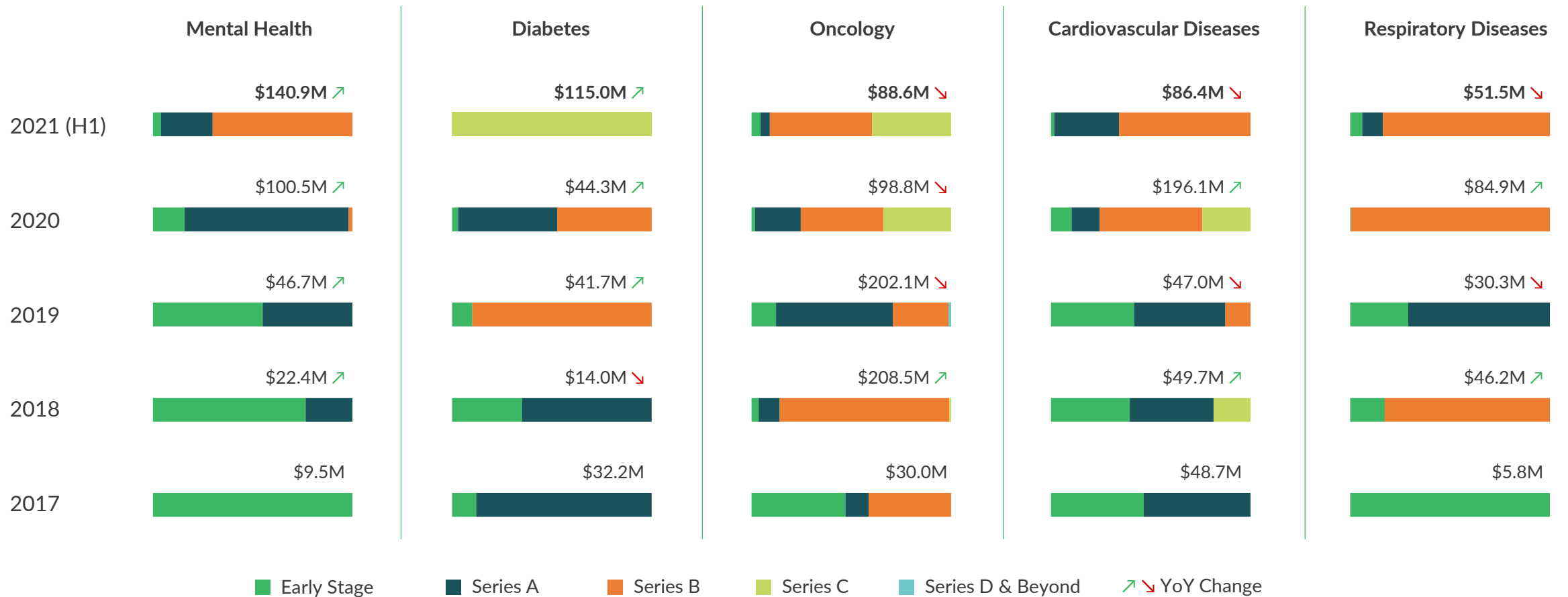
Therapeutic Focus



EUROPE: THERAPEUTIC FOCUS

Highest Funded Therapeutic Focus Areas

Mental Health captured the top-spot for venture funding value in Europe. In the first 6 months of 2021, ventures offering solutions in Mental Health in Europe have already raised \$140.9M, which is 1.4x the total funding raised in 2020.



Deep Dive

Therapeutic Focus Areas



Mental Health



Cardiovascular Diseases

Digital Health Clusters



Research



Telemedicine

Deep Dive:

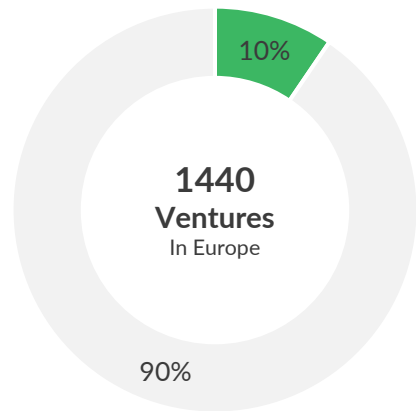
Mental Health



Mental Health

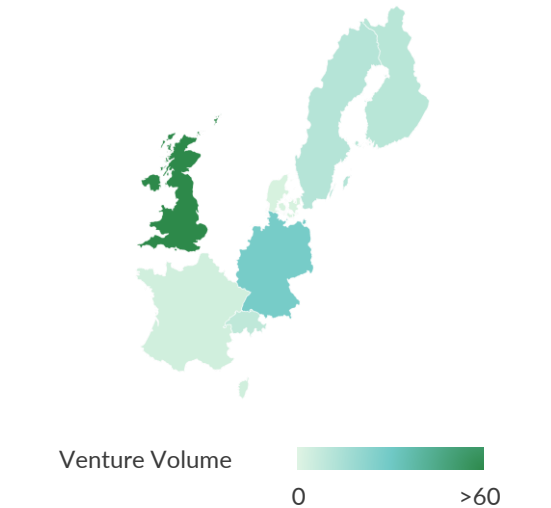
Within Europe, 137 ventures offer Mental Health-focused digital health solutions. The United Kingdom and Germany together capture 69% of the venture volume, and since 2017, the number of Mental Health-focused ventures has grown by 36%. 70% of the \$171M of venture capital raised was deployed in Series B funding stages. In the past 4 years, funding has been shifting into Growth Stage funding, but there have not yet been any Late Stage funding rounds for Mental Health-focused ventures.

Proportion of Mental Health Ventures in Europe



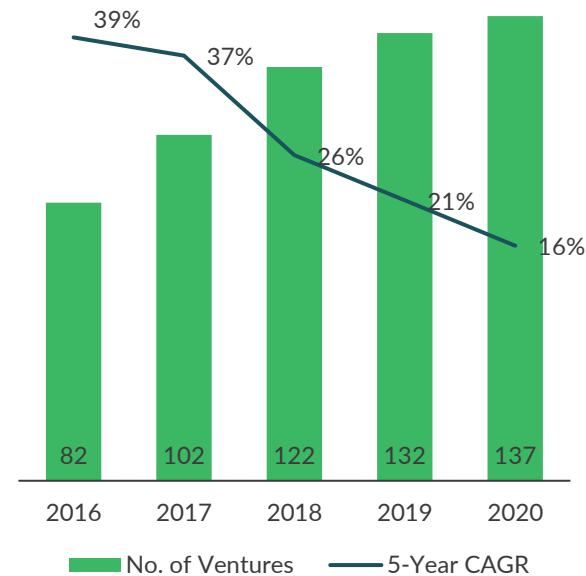
- Mental Health
- Other Therapeutic Focus Areas

Venture Distribution by Country, H1 2021



Country	# of Ventures	% of ventures
United Kingdom	63	46%
France	5	4%
Germany	31	23%
Sweden	13	9%
Switzerland	10	7%
Finland	12	9%
Denmark	3	2%

Cumulative No. of Ventures, 2016 - 2020



* Ventures with multiple solutions may be classified in more than 1 category

Venture Spotlight



Unmind

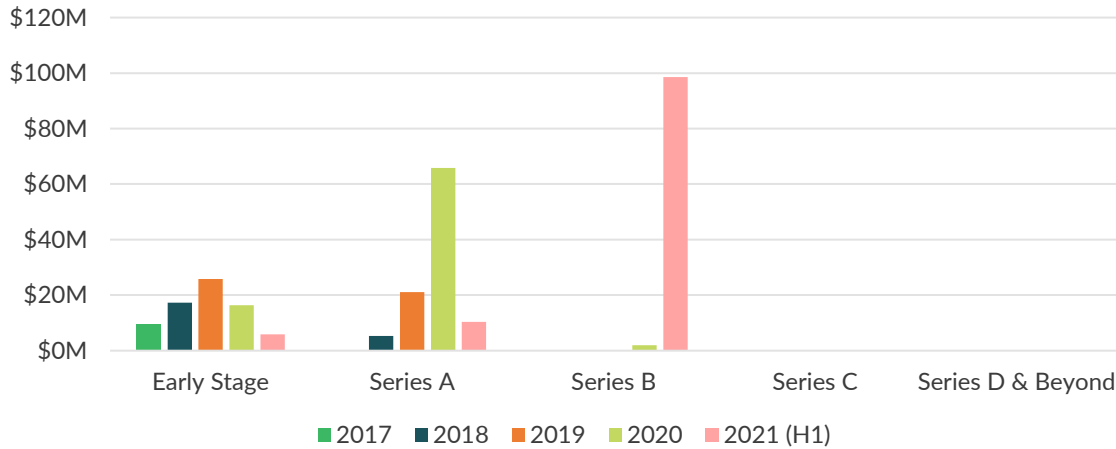
COUNTRY	PRIMARY CATEGORY
United Kingdom	Corporate Health
LATEST FUNDING	VALUATION*
\$47.0M (Series B)	\$225.6M
INC. DATE	MATURITY SCORE
8/2016	75.0

DESCRIPTION

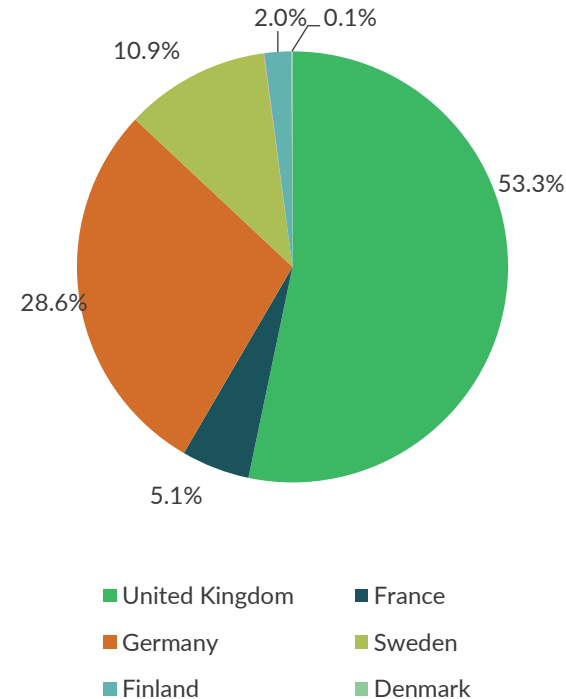
Unmind's digital platform empowers employees to proactively measure and manage their mental health through scientifically-backed assessments, tools, training, and signposting. Unmind also enables organisations to access aggregated and anonymous data, allowing them to make informed decisions about their wider mental health strategy.

Mental Health

Europe Value of Venture Capital Investment in Mental Health



Total Funding Distribution (2017 - H1 2021) by Country in Europe



Venture Spotlight



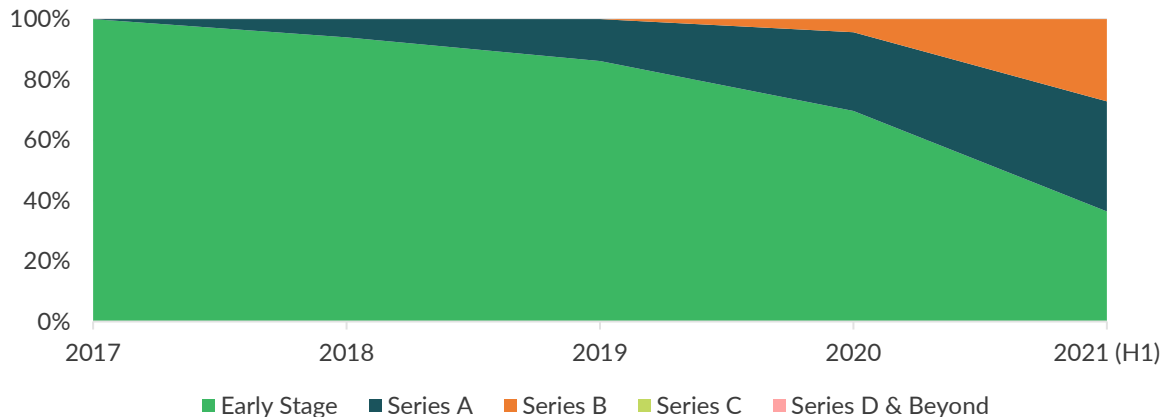
Wellster Healthtech Group

COUNTRY	PRIMARY CATEGORY
Germany	Consumer Marketplace
LATEST FUNDING	VALUATION*
\$41.7M (Series B)	\$200.1M
INC. DATE	MATURITY SCORE
11/2018	62.0

DESCRIPTION

Wellster Healthtech Group is building Europe's leading healthcare platform by integrating telemedicine, effective medication and online pharmacies into one reassuring brand experience.

Europe Mental Health Investment Volume Share by Venture Stage



Note: There has not been any funding deployed in Switzerland in H1 2021 to ventures focusing on Mental Health

Deep Dive:

Cardiovascular Diseases

Cardiovascular Diseases

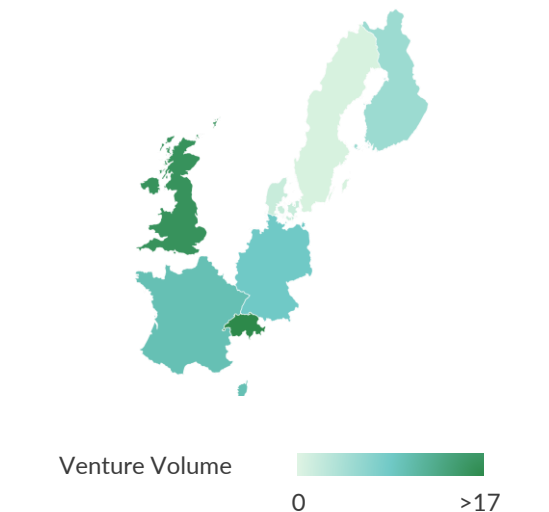
Within Europe, 68 ventures offer Cardiovascular Diseases-focused digital health solutions, with nearly 50% of the venture funding in H1 2021 distributed to ventures in the United Kingdom and Switzerland. Since 2017, the number of ventures has grown 1.5x, and the venture funding in Series D & Beyond exploded in H1 2021, with a funding value of 1.6x over the previously highest year, 2018.

Proportion of Cardiovascular Diseases Ventures in Europe



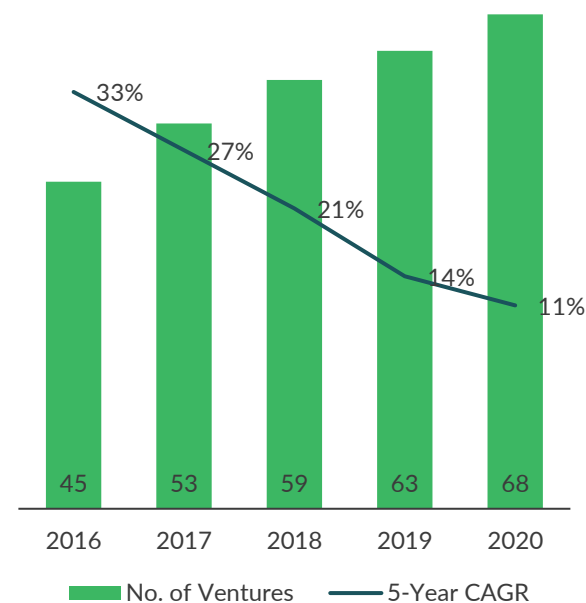
- Cardiovascular Diseases
- Other Therapeutic Focus Areas

Venture Distribution by Country, H1 2021



Country	# of Ventures	% of ventures
United Kingdom	16	24%
France	11	16%
Germany	10	15%
Sweden	3	4%
Switzerland	17	25%
Finland	7	10%
Denmark	4	6%

Cumulative No. of Ventures, 2016 - 2020



Venture Spotlight



Current Health

COUNTRY	PRIMARY CATEGORY
United Kingdom	Remote Monitoring Devices
LATEST FUNDING	VALUATION*
\$42.98M (Series B)	\$206.3M
INC. DATE	MATURITY SCORE
7/2014	74.5

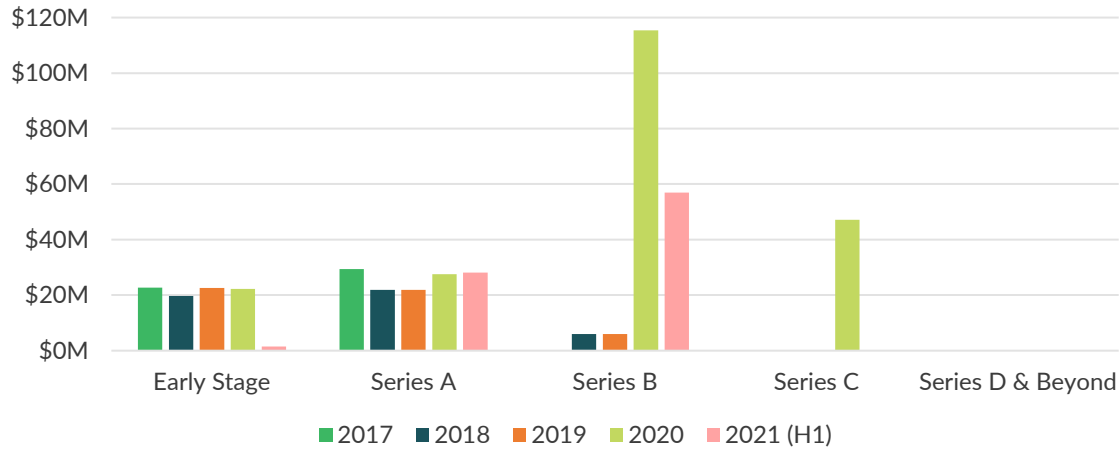
DESCRIPTION

Current Health provides the leading FDA-cleared, artificial intelligence (AI)-powered patient management platform. Driven by continuous wearable and wireless vital signs monitoring, as well as an ecosystem of integrations and patient engagement tools, Current Health's platform offers healthcare providers the real-time insights they need to make proactive and informed decisions about patient care.

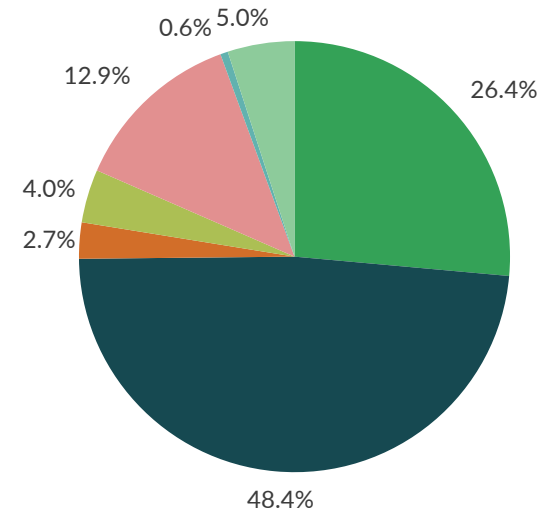
©2021 by Galen Growth - All rights reserved.

Cardiovascular Diseases

Europe Value of Venture Capital Investment in Cardiovascular Diseases



Total Funding Distribution (2017 - H1 2021) by Country in Europe



Venture Spotlight



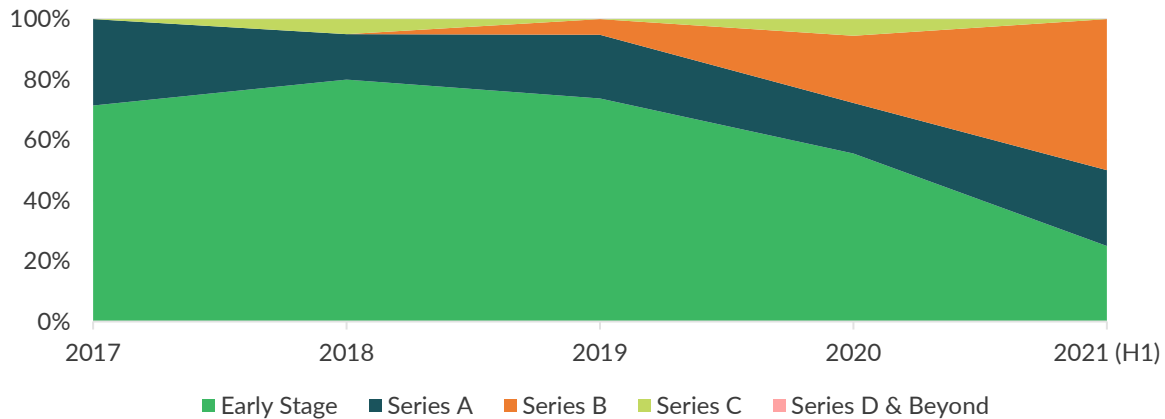
Volta Medical

COUNTRY	PRIMARY CATEGORY
France	Diagnosis Tools
LATEST FUNDING	VALUATION*
\$28.1M (Series A)	\$126.4M
INC. DATE	MATURITY SCORE
6/2016	64.4

DESCRIPTION

Volta Medical leverages artificial intelligence to revolutionize interventional cardiac electrophysiology. Its cutting edge software solutions use machine and deep learning algorithms to assist operators during cardiac ablation procedures

Europe Cardiovascular Diseases Investment Volume Share by Venture Stage



Deep Dive:

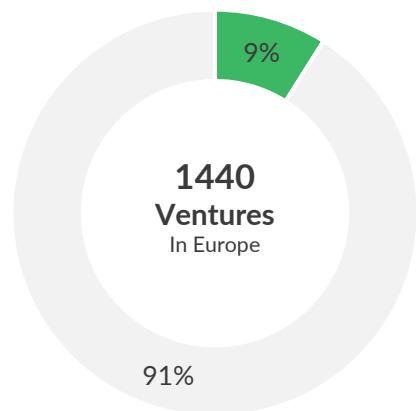
Research



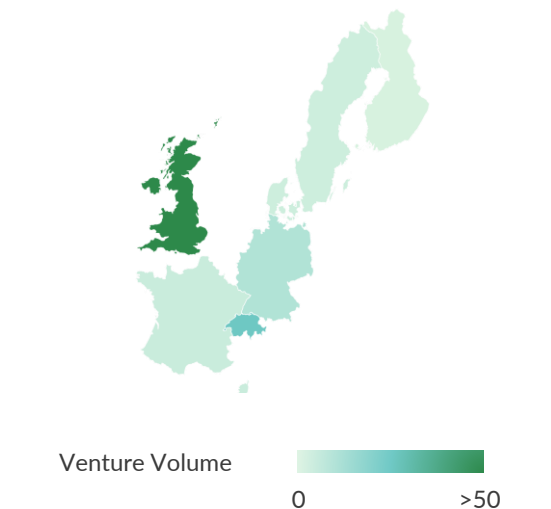
Research

In Europe, the highest funded cluster in H1 2021 is Research, with a total half-year funding value of \$771.3M, capturing 32% of the funding in the region. While only 39% of the ventures are located in the United Kingdom, these ventures have captured 58% of the cumulative funding deployed since 2017. In H1 2021, there was a significant focus on Growth and Late funding stages, with the largest funding deals captured by Exscientia and Evox Therapeutics.

Proportion of Research Ventures in Europe

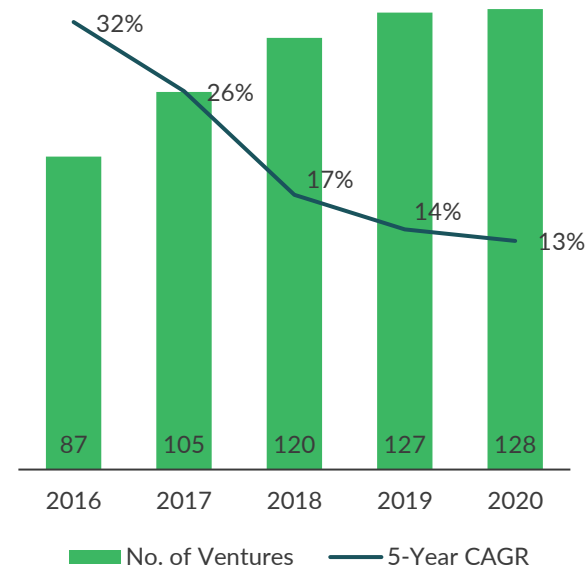


Venture Distribution by Country, H1 2021



Country	# of Ventures	% of ventures
United Kingdom	50	39%
France	10	8%
Germany	15	12%
Sweden	9	7%
Switzerland	29	22%
Finland	7	5%
Denmark	9	7%

Cumulative No. of Ventures, 2016 - 2020



* Ventures with multiple solutions may be classified in more than 1 category

Venture Spotlight



Exscientia

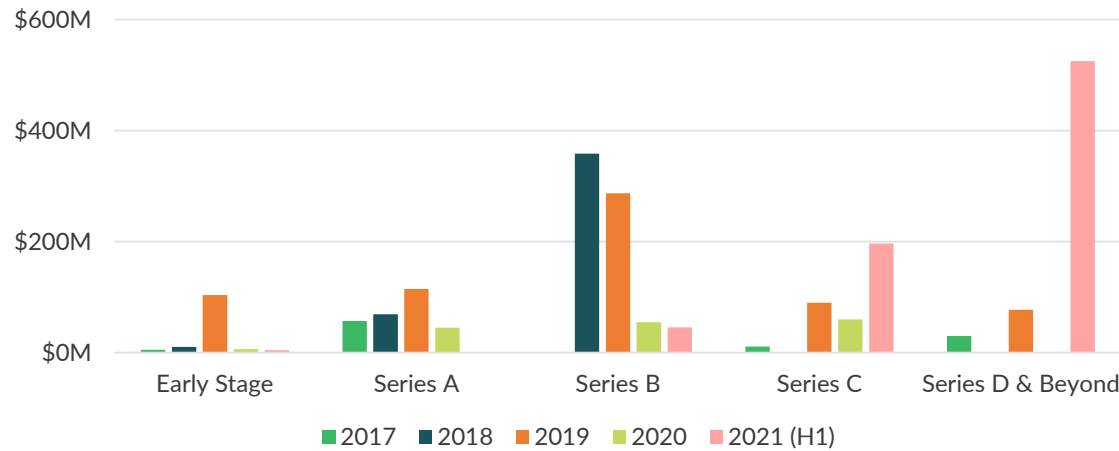
COUNTRY	PRIMARY CATEGORY
United Kingdom	Drug Discovery
LATEST FUNDING	VALUATION*
\$300.0M (Series D1)	\$225.M
INC. DATE	MATURITY SCORE
7/2012	81.8

DESCRIPTION

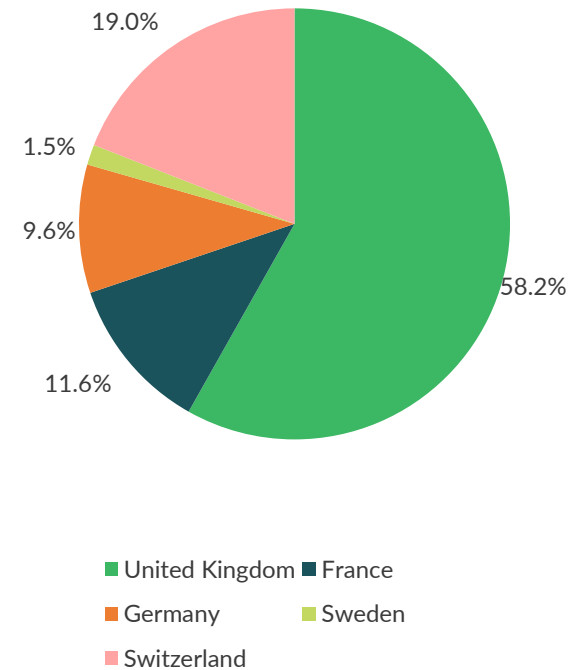
Exscientia is committed to discovering and designing the best possible medicines in the fastest and most effective manner. Exscientia has built dedicated AI systems that efficiently learn from the widest range of data and consistently reapply enhanced knowledge through iterations of design.

Research

Europe Value of Venture Capital Investment in Research



Total Funding Distribution (2017 - H1 2021) by Country in Europe



Venture Spotlight



Evox Therapeutics

COUNTRY

United Kingdom

PRIMARY CATEGORY

Genomics Related Research

LATEST FUNDING

\$96.7M
(Series C)

VALUATION*

\$96.7M

INC. DATE

3/2016

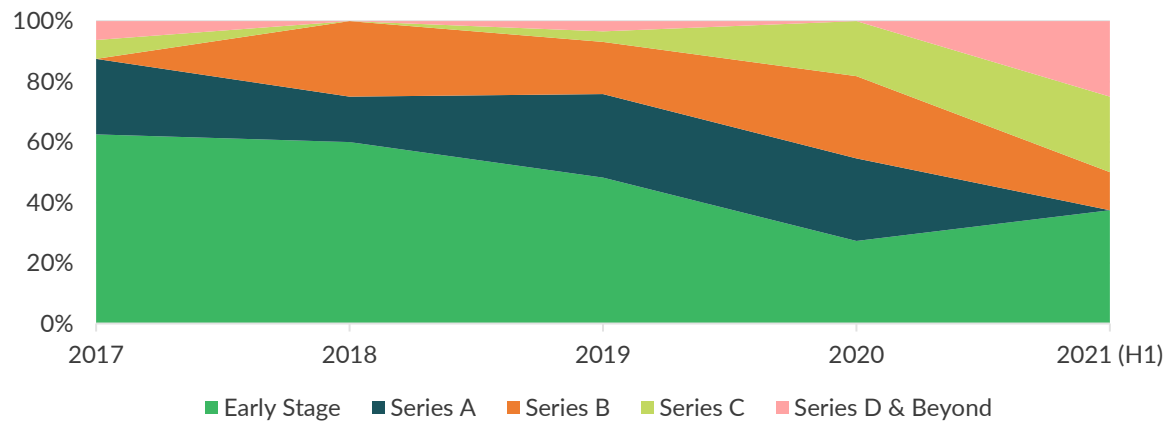
MATURITY SCORE

71.6

DESCRIPTION

Evox Therapeutics is harnessing the natural delivery capabilities of extracellular vesicles to develop an entirely novel class of biotherapeutics.

Europe Research Investment Volume Share by Venture Stage



Deep Dive:

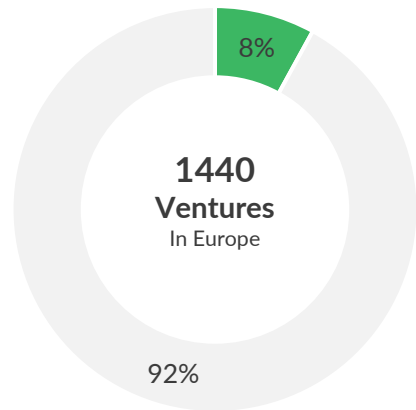
Telemedicine



Telemedicine

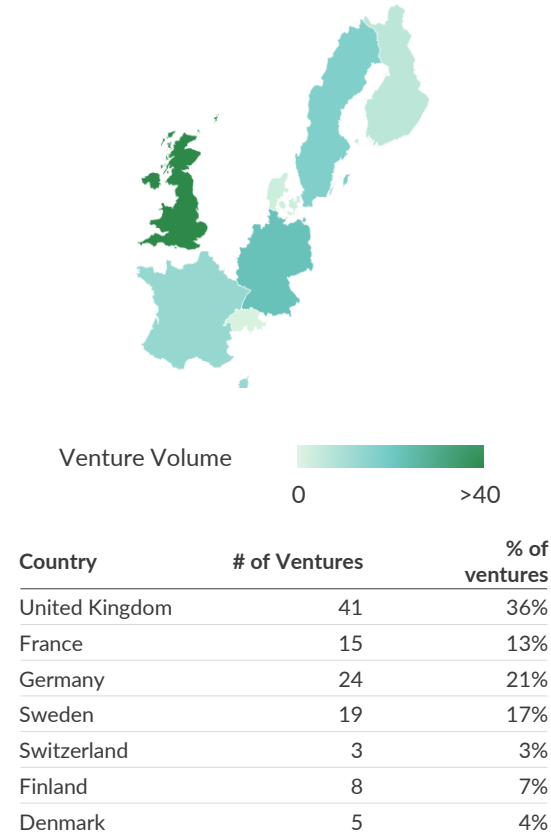
8% of the ventures in Europe offer solutions in Telemedicine, and these ventures captured 19% of the overall \$2.41B of funding distributed in the region in H1 2021. Kry (also operating under Livi) captured the largest deal of H1 2021, and Doktor.se captured the second largest deal.

Proportion of Telemedicine Ventures in Europe

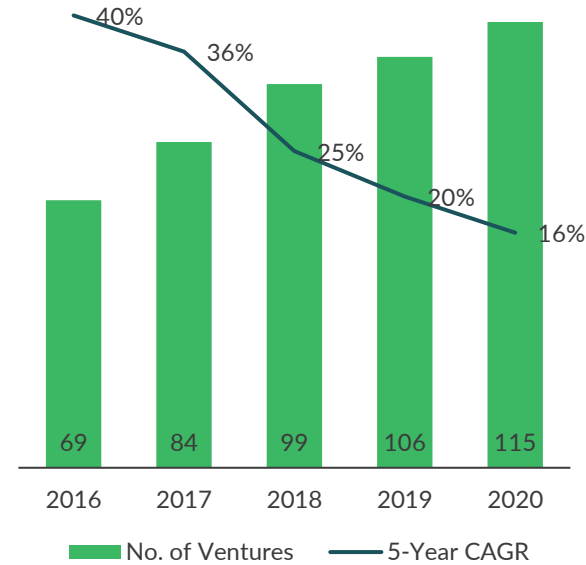


- Telemedicine
- Other Digital Health Categories

Venture Distribution by Country, H1 2021



Cumulative No. of Ventures, 2016 - 2020



* Ventures with multiple solutions may be classified in more than 1 category

Venture Spotlight



Kry (operated also under Livi)

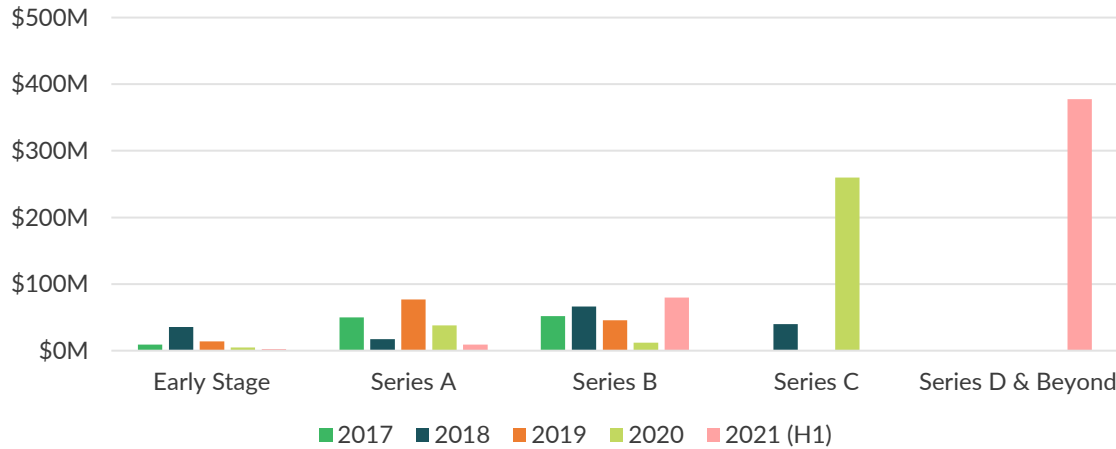
COUNTRY	PRIMARY CATEGORY
Sweden	Teleconsultation
LATEST FUNDING	VALUATION*
\$316.5M (Series D)	\$2.43B
INC. DATE	MATURITY SCORE
12/2017	78.1

DESCRIPTION

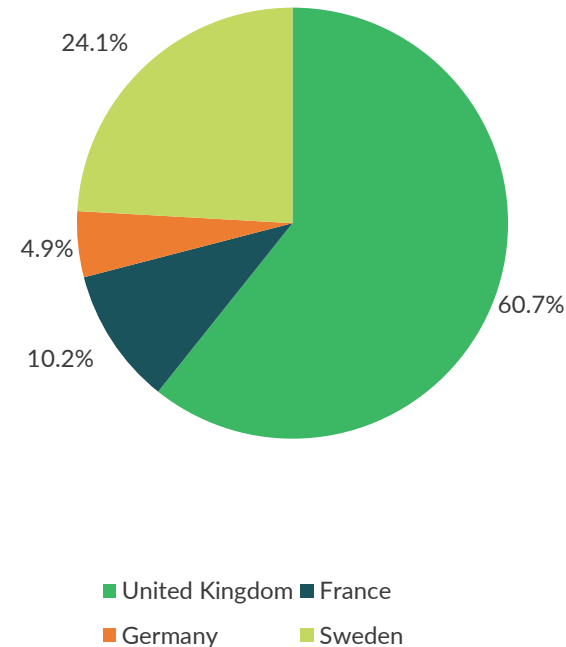
LIVI delivers video GP consultations within minutes to patients via their mobile devices. LIVI provides equitable access to high-quality health care – at the patient’s own convenience.

Telemedicine

Europe Value of Venture Capital Investment in Telemedicine



Total Funding Distribution (2017 - H1 2021) by Country in Europe



Venture Spotlight



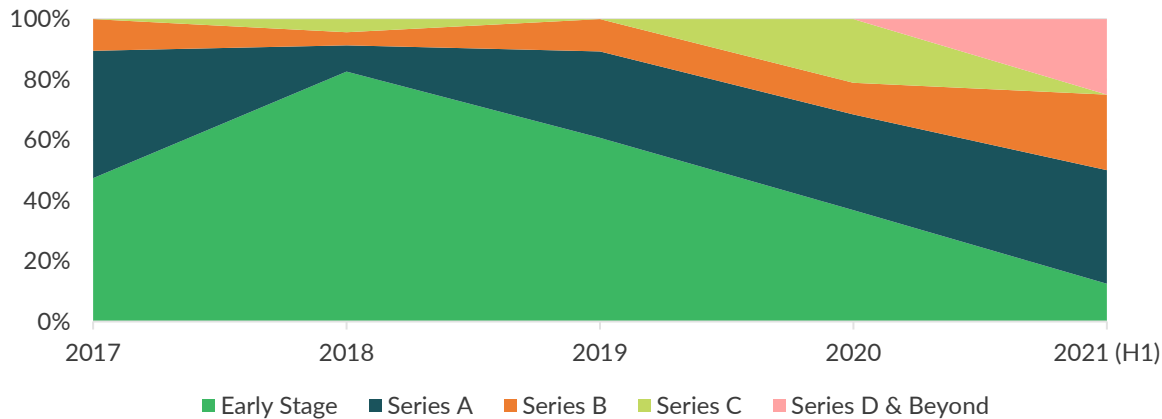
[Doktor.se](#)

COUNTRY	PRIMARY CATEGORY
Sweden	Teleconsultation
LATEST FUNDING	VALUATION*
\$61.3M (Series D)	\$471.2M
INC. DATE	MATURITY SCORE
4/2016	82.3

DESCRIPTION

Doktor.se is a Swedish e-health company that helps members find, book and get access to the best healthcare. Doktor.se provides its services through video app meetings and phone calls. Using their own doctors and nurses, Doktor.se gives employees at member companies access to fast and accurate health care, with referrals to physical exams, tests and specialized care.

Europe Telemedicine Investment Volume Share by Venture Stage



Europe

Noteworthy



EUROPE: NOTEWORTHY











Noteworthy Deals

Startup	Investors	Country	Category	Stage	Date	Deal Value (\$)
 Kry (Livi in UK & France)	  CPP Investment Board, Fidelity Investments	Sweden / United Kingdom	Teleconsultation	Series D	4 / 2021	\$316.5M
 Exscientia	 Softbank	United Kingdom	Drug Discovery	Series D1	4 / 2021	\$300.0M
 Exscientia	SoftBank Vision Fund Softbank Vision Fund	United Kingdom	Drug Discovery	Series D	4 / 2021	\$225.0M
 Alan	  Coatue Management, Exor	France	Medical Payments	Series D	4 / 2021	\$223.1M
 Huma	  Leaps by Bayer, Hitachi Ventures	United Kingdom	Teleconsultation	Series C	5 / 2021	\$130.0M

EUROPE: NOTEWORTHY











Noteworthy Exits (M&A)

The first half of 2021 saw 8 M&A deals in Europe. This constituted 15% of a total of 55 M&A deals across the four global regions.

Startup	Acquirer	Country	Category	Date	Deal Value (\$)
 Inivata	 NeoGenomics	United Kingdom	Genomics Related Diagnosis	5 / 2021	\$390.0M
 Pflege.de	 Paul Hartmann	Germany	Health Information Platform	1 / 2021	\$80.3M
 Qare	 HealthHero	France	Teleconsultation	4 / 2021	undisclosed
 MEDiTyme	 Cyberdoc	Germany	Teleconsultation	3 / 2021	undisclosed
 MyTherapy	 Shop Apotheke Europe	Germany	Disease Management	1 / 2021	undisclosed









EUROPE: NOTEWORTHY

Most Active Investors

Investor	Type	No. Of Digital Health Deals		Latest Participated Investment	Date	Amount Invested (\$)
		Europe (2021)	Global (All-Time)			
 Innovate UK	Government	3	26	 Vinehealth	5 / 2021	\$1.41M
 Index Ventures	Venture Capital	3	25	 Birdie	5 / 2021	\$11.6M
 IBB Ventures	Venture Capital	3	7	 YAS.life	1 / 2021	\$3.4M
 High-Tech Gründerfonds	Venture Capital	2	26	 Kranus Health	5 / 2021	Undisclosed
 AlbionVC	Venture Capital	3	15	 NuvoAir	6 / 2021	\$12.0M

EUROPE: NOTEWORTHY

Noteworthy Partnerships

Corporate	Startup	Country	Date	Category
 Bristol Myers Squibb	 Exscientia Exscientia	United Kingdom	5 / 2021	Drug Discovery
 NOVARTIS Novartis	 ada Ada Health	Germany	5 / 2021	Triage
 Circle Circle Health	 Physitrack Physitrack	United Kingdom	4 / 2021	Teleconsultation
 well Well Pharmacy	 PUSH DOCTOR Push Doctor	United Kingdom	2 / 2021	Teleconsultation

Key Information



Key Information

Scope of Report

This report covers HealthTech ventures with incorporation date after 2002 in the European key markets of Germany, France, Switzerland, the United Kingdom, Sweden, Denmark, and Finland. Ventures incorporated outside of these Europe key markets have not been included in this analysis.

HealthTech is defined as the intersection between healthcare and technology, and is also referred to as digital health. HealthTech does not include Biotech (protein research or pharmaceuticals), MedDev (devices that are mechanical and electronic in nature), neuro-stimulates, opioids and minimal-invasive instruments. We recommend reviewing our taxonomy on the next page for further details.

Data Sourcing & Tracking

Galen Growth tracks a comprehensive inventory of key data points ranging from company demographics, funding and valuation to in-market capabilities on a continuously growing and curated list of HealthTech ventures drawn from global markets. Data is collated from primary research, public domain sources (press releases, news, public filings), proprietary analytics and from its unique network.

The information is:

- Disclosed and undisclosed by nature
- Continuously updated with the latest data
- Curated from both direct and indirect verified sources
- Augmented with our proprietary algorithms

Each HealthTech Alpha Index and Score is calculated using proprietary algorithms and data points drawn from our carefully curated HealthTech Alpha database. We recommend reviewing our venture spotlights for further insights.

Key Terms & Definitions

BASE CURRENCY	USD
EARLY STAGE	All deals up to and including Pre-A & Series A stage
GROWTH STAGE	All deals at Series B & C stage
LATE STAGE	All deals at Series D & Beyond stage
EXIT	IPO, SPAC and M&A deals
HTA	HealthTech Alpha

Important Information

This report is provided solely for informational purposes and was prepared in good faith on the basis of public information available at the time of publication without independent verification. Numbers will be updated from time to time to reflect information identified after the event.

Galen Growth does not guarantee or warrant the reliability or completeness of the data nor its usefulness in achieving any particular purposes.

Galen Growth shall not be liable for any loss, damage, cost or expense incurred by reason because of any persons use or reliance on this report.

This report is a proprietary aggregation of publicly available and undisclosed data and shall not be forwarded or reproduced without the prior written consent of Galen Growth.

Research Enquiries

For more information about data, research and Galen Growth's proprietary algorithm contact: dario.heyman@galengrowth.com for more information.

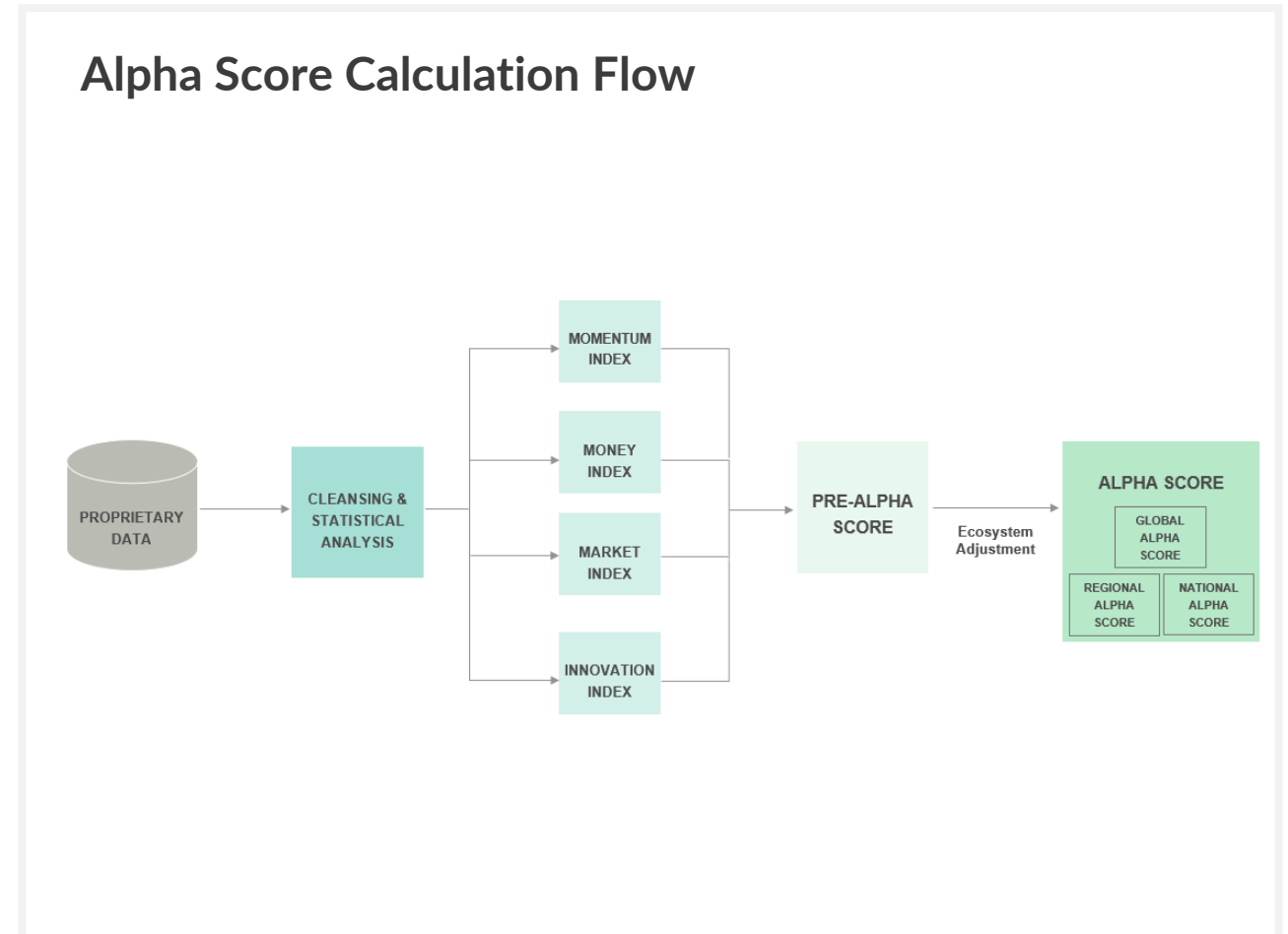
Analytics Relevant to Decision-Making

Galen Growth's **Alpha Score** is a 360° Venture Maturity assessment that aggregates a set of composite indices, which are calculated for each venture based on our proprietary algorithms that leverage and analyse over 100 million data points.

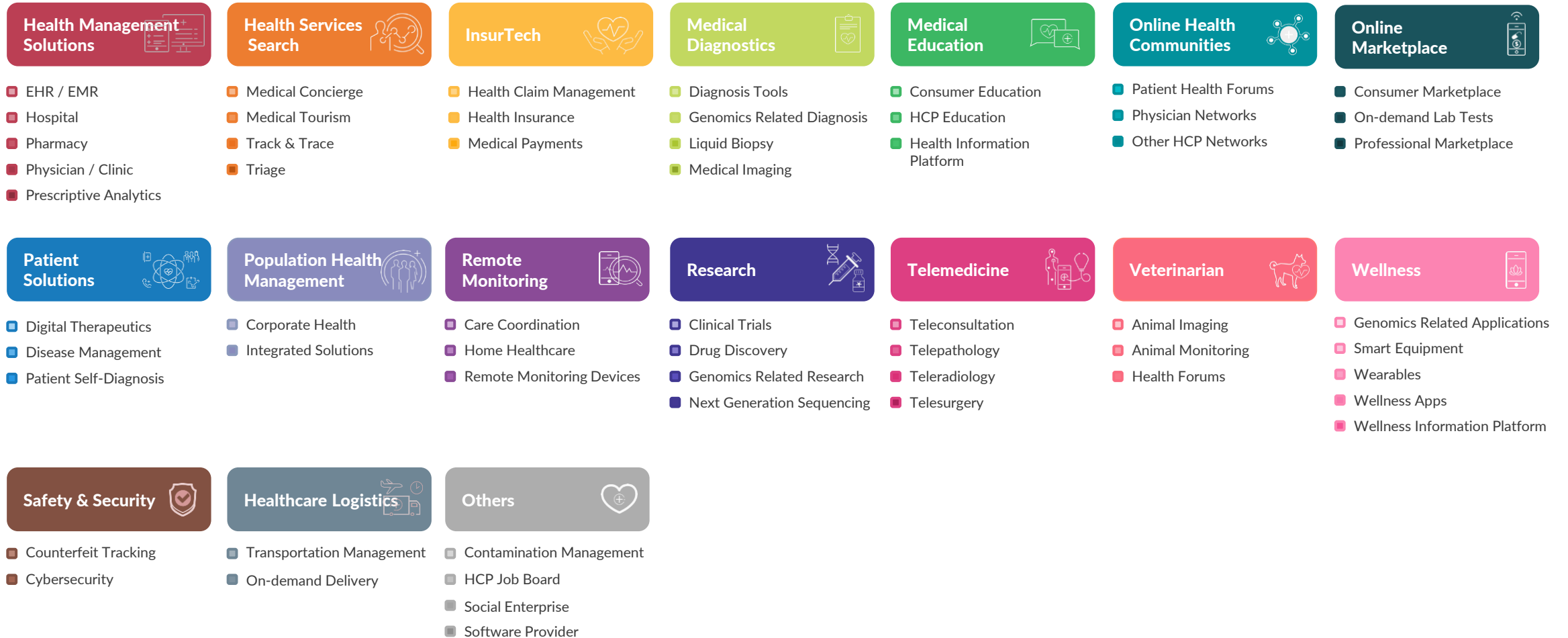
There are four distinct and independent Alpha Indices:

- Momentum Index:** Evaluates the maturity and performance of the HealthTech venture relative to itself and ecosystem peers
- Market Index:** Measures the health of the sector category and sub-category in which a startup competes
- Money Index:** Quantifies the financial strength and wellbeing of a HealthTech startup based on its financial history, and investor quality
- Innovation Index:** Assesses the relevance of an HealthTech venture to the ecosystem

The **Alpha Score** can be calculated for a venture relative to the Global venture ecosystem or to its National or Regional ecosystem.



Our Digital Health Taxonomy



About Galen Growth





Unleash HealthTech Innovation.

NORTH AMERICA | ASIA PACIFIC | EUROPE | MIDDLE EAST

We enable our clients across the world to achieve their ambitions in Digital Health.

From strategic advisory work, enabling companies to understand complex market problems, scouting for specific HealthTech solutions to solve problem statements, through to corporate venturing.

With our specialist knowledge, Digital Health data and deep connections in the HealthTech ecosystem, we help companies change healthcare for the better.






Global HealthTech Ecosystem Coverage.

Our unmatched coverage of the world's most innovative HealthTech ventures means more innovation choice and better outcomes. Our Asian and European offices serve clients worldwide.

Specialist Team with Decades of Experience

With decades of experience, our team of analysts, researchers, insurance & pharmaceutical industry experts, extend your team with specialist insights and skills.



Tailored Innovation Solutions.

Whatever stage you are in your innovation journey, we have a world class solution to enable you to succeed. Every solution leverages our unrivalled HealthTech data.

Our Differentiators

Our unique combination of data, analytics, specialist team and Digital Health network, enables our clients to outperform their competition.

With Our Network of Entrepreneurs and Experts, We Make the Connections That Drive Innovation Forward.

We are the world's digital health insight network, connecting clients and investors with insights from our network of digital health experts, entrepreneurs and startups and throughout the year.



Quarterly Deal Factory sessions give investors and clients opportunities to hear pitches from promising startups.



Global HealthTech Summit, our marquee event, with access to the most promising HealthTech startups, panel discussions, cutting edge thought leadership & strategic networking.



Our annual HealthTech Cohort supports digital health ventures across the globe.



HealthTech Alpha

Real-time data, analysis and news at your fingertips

HealthTech Alpha empowers investors, corporates and startups to fast track their digital health strategy by transforming tens of millions of ecosystem data points into valuable insights, to rapidly and confidently select best fit ventures for growth.

7400+
STARTUPS

7600+
INVESTORS

17000+
PARTNERSHIPS

7000+
CORPORATES



Rapidly Shape
Your Decisions




Unlock Vital
Insights



Accelerate
Your Strategy

Our Partners

International Pharmaceutical & Insurance companies, VC firms & Investors, rely on Galen Growth to deliver against their Digital Health objectives



Featured In

Bloomberg

**FIRSTLOOK
ASIA**



PharmaAsia
The voice of pharmaceutical manufacturing



CHANNEL NEWSASIA

**NIKKEI
ASIAN
REVIEW**

TECHINASIA

**938
NOW**
IN THE KNOW. ON THE GO

THE EDGE
SINGAPORE

FT
FINANCIAL
TIMES

CIO
FROM IDG

MILKEN INSTITUTE
Changing the World in Innovative Ways

Let's Discuss How Galen Growth Can Deliver Your Strategic Healthcare Goals.

Galen Growth Asia Pte Ltd
Singapore

Galen Growth GmbH
Switzerland

Contact Us Now.

For Pharmaceutical & Medical Devices

✉ julien.desalaberry@galengrowth.com

For Insurance

✉ matt.whittingham@galengrowth.com

For Europe

✉ victoria.lamour@galengrowth.com

For Japan

✉ hajime.sato@galengrowth.com

For VC, CVC, PE or Family Offices

✉ helene.champoux@galengrowth.com

For Pharmaceutical & Med Dev APAC

✉ ana.kollcaku@galengrowth.com